

CATALOG T-2008  
Supersedes CAT. T-2005  
and all supplements

**TOOL AID** **TOOL AID**<sup>®</sup>  
*PROFESSIONAL AUTOMOTIVE TOOLS*


**DIAGNOSTIC  
PAGES 4-19**



**ELECTRICAL  
PAGES 20-26**



**AIR LINE  
ACCESSORIES  
PAGES 27-37**



**SUSPENSION  
& ALIGNMENT  
PAGES 38-41**



**HAND TOOLS  
PAGES 42-49**



**COLLISION  
REPAIR  
PAGES 50-66**







# NUMERICAL INDEX

CAT. NO.	PAGE	CAT. NO.	PAGE	CAT. NO.	PAGE	CAT. NO.	PAGE	CAT. NO.	PAGE	CAT. NO.	PAGE
12800	46	18500	43	34580	13	57350	5	87920	56	91950	33
12810	46	18520	43, 52	34650	13	57650	5	87940	42	91975	33
12820	46	18530	43, 52	34700	15	57660	5	87950	42	92100	36
12830	46	18540	43, 52	34729	15	57670	5	87960	42	92125	36
13000	48	18900	25	34730	14	58000	4	87965	42	92150	36
13100	48	18920	25	34740	14	58009	5	87975	57	92175	36
13200	48	18930	25	34760	14	58010	5	88000	50	92225	36
13400	48	18950	24	34770	14	58012	5	88050	50	92250	36
13700	45	19000	25	34780	14	58040	5	88100	50	92300	36
13800	45	19200	61	34800	14	58100	4	88150	50	92325	36
13810	45	19300	53	34840	14	58110	5	88160	50	92350	36
13820	45	19330	53	34860	15	58600	5	88175	50	92500	31
13840	45	19400	61	34880	14	58625	5	89000	51	92600	31
13850	47	19600	43	34900	15	58650	5	89050	51	92700	31
13860	45	19750	49	34950	14	58670	5	89100	51	93000	37
13900	47	19800	61	35000	14	61500	40	89150	51	93050	37
13950	47	19820	61	35100	14	61600	40	89200	51	93100	37
14000	47	19830	61	35150	14	61800	41	89250	51	93150	37
14200	42	21000	22	35200	14	61900	41	89300	51	93200	37
14270	44	21250	21	35250	14	62000	39	89350	51	93250	37
14290	44	21300	22	35300	14	62200	39	89400	50	93300	37
14300	43	21700	21	35350	14	62400	39	89600	52	93350	37
14400	42	22400	22	35400	15	62500	39	89625	52	94000	35
14500	48	22700	22	35500	15	62700	39	89675	52	94100	35
14540	48	22900	23	35550	15	62900	38	89700	52	94200	35
14600	47	23000	23	35600	15	63000	38	89725	50	94300	35
14700	48	23100	23	35650	15	65000	47	89750	59	94400	35
14720	48	23150	23	36200	9	65100	30	89760	59	94500	35
14800	44	23200	23	36250	9	65200	49	89770	59	94520	29
14825	44	23900	18	36300	19	66000	40	89780	59	94530	29
14850	44	23920	18	36310	19	66150	40	89790	59	94540	29
14860	44	23950	18	36330	19	66160	40	89800	58	94560	29
14950	49	23970	17	36350	19	66170	40	89810	58	94600	30
15060	56	24000	24	37200	11	66200	40	89820	58	94700	35
15210	56	24300	24	37230	11	66300	41	89830	58	94710	35
15500	46	24600	26	37250	8	66320	41	89890	58	94720	35
15600	49	24700	48	37260	11	66330	41	89900	58	94730	35
16025	47	25100	26	37350	11	66340	41	89910	58	94740	35
17000	64	25300	26	37400	11	66400	39	89920	58	94750	35
17050	43	25500	26	37550	10	71300	66	89950	53	94760	35
17100	65	26200	24	37650	11	71400	66	90000	27	94790	37
17110	65	27000	21	37660	11	80000	54	90010	27	94800	59
17120	65	27100	20	37670	11	81000	54	90020	27	94820	37
17130	65	27130	20	38000	8	81100	54	90030	27	94850	59
17150	65	27160	20	51150	34	81200	55	90040	27	94860	27
17160	65	27250	22	51250	34	81400	55	90050	27	94870	27
17170	64	27300	22	51350	34	81500	55	91000	32	94890	27
17210	43	28000	20	51400	34	81600	55	91025	32	94890P	27
17220	65	28100	20	51450	34	81810	55	91050	33	94900	27
17230	65	31800	49	51500	34	82350	57, 66	91100	32	94930	27
17235	65	32000	16	51550	34	85800	53	91125	32	94935	27
17240	64	32100	16	51600	34	85850	53	91140	32	94945	27
17280	64	33600	16	52000	34	85880	53	91150	32	94950	27
17300	65	33650	12	53770	6	87250	46	91200	32	94970	27
17310	65	33700	16	53785	5	87425	60	91250	32	94980	27
17320	65	33770	8	53788	5	87435	60	91300	33	97900	35
17330	65	33785	11	53800	7	87440	60	91350	32	97925	35
17340	65	33800	9	53850	5	87460	60	91400	33	98000	35
17350	65	33850	11	53865	7	87500	57	91425	33	98025	35
17360	65	33865	9	53900	6	87600	62	91435	33	98275	29
17370	64	33875	11	53903	5	87615	62	91450	32	98300	29
17380	43	33900	10	53904	5	87625	60	91500	32	98350	29
17500	63	33907	11	53908	5	87650	62	91550	32	98500	28
17550	63	33950	10	53950	6	87675	57	91600	32	98700	28
17560	63	33966	11	53980	6	87700	56	91625	32	98800	28
17570	63	33980	10	56200	7	87800	56	91650	33	99000	29
17650	63	34000	12	56250	7	87810	62	91700	32	99100	31
17800	52	34010	12	57200	5	87820	62	91750	33	99150	31
18000	56	34300	12	57230	5	87880	60	91800	33	99180	31
18025	56	34500	13	57260	5	87890	60	91850	33	99190	31
18050	56	34550	13	57280	5	87900	60	91900	33	99300	30

Do you have an idea for a new tool? If so, it could be worth extra money!  
Write or call our New Products Manager at 800-888-2080.

## A FULL LINE OF QUICK COUPLING FUEL INJECTION PRODUCTS EASY TO USE - QUICK TO CONNECT

58000

 FROM  
T-2007A  
SUPP.

### UNIVERSAL MASTER FUEL INJECTION PRESSURE TEST KIT WITH 3 1/2" GAGE AND QUICK COUPLERS



**NEW** Now with large 3 1/2" diameter gage having rubber boot and hang-up hook (Cat. No. 58040)



- The one kit for testing virtually all domestic and imported cars and trucks with gasoline fuel injection systems.
- For Multi-port, Throttle Body (TBI) and Continuous Injection Systems (CIS).
- Quick coupler fittings provide easy and fast hook-ups.
- Accurately and quickly diagnose fuel injection related problems.
- 4' hose provides more mobility while monitoring fuel injection pressure.
- Tests current and older vehicles.
- Supplied with two gages:
  - 0-100 PSI, 0-7 BAR and 0-700 kPa with rubber boot and hang-up hook.
  - 0-50 PSI and 0-3.5 BAR for accurate low pressure applications.
- Includes adapters, hoses and clamps.
- Blow molded case with numbered positions for storage and easy access of components.
- Bleed-off valve with 6 feet of translucent hose to safely depressurize system after completion of testing.
- Complete illustrated instruction manual included.
- Supplied in a durable, plastic storage case with carrying handle.

58100



### FUEL INJECTION CLEANING CANISTER WITH 2 GAGES

- Clean and remove carbon deposits from fuel injectors, passages and intake valves.
- Restore proper spray pattern and fuel atomization.
- Results in better engine performance, lower emissions, smoother idling and better fuel mileage.
- Quick couplers for fast connections.
- Features two gages. The bottom gage checks the vehicle's fuel pressure and the top gage is used to set the cleaning pressure.
- Uses shop air supply and readily available canister cleaning solutions.
- 20 oz. capacity canister.
- Includes hanging chain with hook for under the hood attachment.
- For use with our fuel injection pressure testing adapters found on Page 5.

Fuel Injection Testing products on this page use quick coupling fittings

## FUEL INJECTION PRESSURE ADAPTERS WITH QUICK COUPLERS

These adapters are for use with our Cat. Nos. 53770, 53800, 53865, 53900, 53950, 53980, 56200, 56250, 58000 & 58100.

CAT. NO.	DESCRIPTION	INFORMATION
53785	<b>Chrysler</b> Throttle Body Adapter Set with Quick Coupler	Includes Double End Barbed Adapter, hoses and clamps.
53788	Double End Barbed Adapter	Where vehicles require testing by splicing into 1/4", 5/16" or 3/8" fuel lines.
53850	Small Schrader Valve Test Adapter for <b>Ford</b>	<b>Ford</b> Multi-port (EFI). For smaller Schrader valves.
53903	Single End Barbed Adapter	For vehicles requiring end of line testing with 1/4", 5/16" or 3/8" fuel line hose.
53904	48" Hose - 1/4" NPT Male x Quick Coupler Female	Provides more mobility while monitoring fuel injection pressure.
53908	Large Schrader Valve Test Adapter for <b>GM &amp; Chrysler</b>	For larger Schrader valves found on <b>GM</b> and <b>Chrysler</b> Multi-port vehicles with 7/16"-20 threaded test port.
57200	<b>Honda</b> Fuel Injection Pressure Test Adapter	For vehicles with 6mm-1.00 Banjo Bolts found on <b>Honda, Acura &amp; Sterling</b> Multi-port (PGM-FI).
57230	<b>Ford</b> In-Line Spring Lock Fitting Adapter	For spring lock fittings. <b>Ford</b> EFI.
57260	<b>Ford</b> In-Line 5/16" Hair Pin Adapter	For 5/16" hair pin connections. <b>Ford</b> CFI.
57280	<b>GM &amp; Chrysler</b> In-Line 3/8" Hair Pin Adapter	In-Line adapter for vehicles with 3/8" hair pins.
57350	Banjo Bolt Adapter Kit	For vehicles with 8mm-1.00, 10mm-1.00, 12mm-1.25 & 12mm-1.50 Banjo Bolts found on <b>Asian &amp; European</b> vehicles with Multi-port & Bosch AFC.
57650	<b>GM</b> Throttle Body Injection (TBI) Fuel Pressure Adapter	In-Line Adapter – Replaces fuel filter with threads on both ends.
57660	<b>GM</b> 2.2 Liter Fuel Injection Pressure Test Adapter	1992 & up such as <b>Chevrolet</b> Cavalier, <b>Pontiac</b> Sunbird, <b>Buick</b> Skylark & Quad 4 equipped <b>Pontiac</b> Grand Am (Non Multi-port).
57670	<b>GM</b> 2.5 & 5.7 Liter Fuel Injection Pressure Test Adapter	For vehicles with quick connect fuel filters such as 2.5 Liter <b>Oldsmobile</b> Ciera 1989 & up; 5.7 Liter <b>Chevrolet</b> Caprice 1991 & up (Non Multi-port).
58009	90° <b>GM &amp; Chrysler</b> Swivel Adapter	90° Adapter. For multi-port vehicles having restricted access to larger Schrader valves.
58010	90° <b>Ford</b> Swivel Adapter	90° Adapter. For vehicles having restricted access to smaller Schrader valves (EFI).
58012	<b>Volvo</b> 14mm LH-Jetronic Adapter	For older <b>Volvos</b> .
58040	3 1/2" Gage	0-100 PSI, 0-7 BAR and 0-700 kPa with rubber boot and hang-up hook
58110	Adapter – 1/8" Male Quick Coupler x 7/16"-20 Female NPT	Use Tool Aid's male threaded Fuel Injection Pressure Tester Adapters with female quick coupler products.
58600	11mm & 16mm Fuel Rail Pressure Test Adapter Kit	<b>Chrysler, Dodge, Hyundai, Infiniti, Kia, Lexus, Mitsubishi, Nissan &amp; Plymouth</b>
58625	11mm Fuel Rail Pressure Test Adapter	<b>Infiniti, Kia, Lexus &amp; Nissan</b>
58650	16mm Fuel Rail Pressure Test Adapter	<b>Chrysler, Dodge, Hyundai, Mitsubishi, &amp; Plymouth</b>
58670	<b>Honda</b> Pulse Dampener Adapter	<b>Honda</b> Odessey and S2000



53950



## FUEL INJECTION PRESSURE TESTER WITH 2 GAGES AND QUICK COUPLERS

- Tests gasoline fuel pump pressure on most domestic and imported fuel injection equipped vehicles.
- Quick couplers provide for fast and easy hook-up.
- Kit contains everything to test all GM vehicles with Multi-port and some Throttle Body Injection (TBI). Tests all Chrysler cars with Multi-port turbos and some TBI. Use on most Ford TBI systems equipped with or without small Schrader test valve. Tests all Ford vehicles with Multi-port fuel injection systems.
- Includes two gages: 0-100 PSI (0-7.0 BAR) with hang-up hook and 0-50 PSI (0-3.5 BAR) for more detail.
- Full instructions included.
- Supplied in a durable vinyl pouch for store display and tool box storage.

53980



## FUEL INJECTION PRESSURE TESTER WITH 2 GAGES AND QUICK COUPLERS IN STORAGE CASE

- Same product as Cat. No. 53950 above but supplied in a 11 $\frac{1}{4}$ " x 7 $\frac{1}{2}$ " x 3" durable, plastic molded storage case with carrying handle. Case provides space to expand the kit.

53900



## FUEL INJECTION PRESSURE TESTER WITH QUICK COUPLERS

- Works on GM and Chrysler vehicles same as Cat. No. 53950, but on Fords, limited to older TBI systems not equipped with small Schrader test valve. Includes only large gage with hang-up hook.
- Packaged in a durable vinyl pouch for store display and tool box storage.

53770



## BASIC FUEL INJECTION PRESSURE TESTER WITH QUICK COUPLERS

- The perfect starter kit for the serious technician.
- Can easily be expanded to provide additional coverage using Tool Aid's quick coupler adapters (See Page 5) to create a custom kit.
- Includes Cat. No. 53908, Large Schrader Valve Test Adapter for GM and Chrysler.
- 2 $\frac{1}{2}$ " diameter gage with dual scale and hang-up hook measures 100 PSI and 7 BAR.
- Instructions provided.

Fuel Injection Testing products on this page use quick coupling fittings

## MULTI-PORT FUEL INJECTION PRESSURE TESTER SYSTEM WITH QUICK COUPLERS FOR DOMESTIC AND FOREIGN VEHICLES

56200

- Tests the gasoline fuel pressure on virtually all domestic and foreign vehicles equipped with Multi-port fuel injection. Can also test Throttle Body Injection (TBI) systems on most Chrysler and Ford vehicles.
- Includes:
  - Adapter for large Schrader valves.
  - Adapter for Ford Multi-port (EFI) and throttle body systems.
  - Adapter for Honda vehicles.
  - 4 piece Banjo Bolt Adapter Set: 8mm-1.00, 10mm-1.00, 12mm-1.25 and 12mm-1.50 for testing Asian and European Multi-port vehicles.
  - Assorted hoses, fittings and clamps to test older vehicles.
  - 2 1/2" diameter gage with hang-up hook has dual scale – measures 100 PSI and 7 BAR.
  - Bleed-off valve and 6' hose to safely depressurize system after completion of test.



## MULTI-PORT FUEL INJECTION PRESSURE TESTER SYSTEM FOR DOMESTIC AND FOREIGN VEHICLES, IN STORAGE CASE

56250

- Same product as Cat. No. 56200 but supplied in a durable, plastic molded storage case with carrying handle. Case measures 11 1/4" x 7 1/2" x 3" and has ample space for additional adapters and parts.

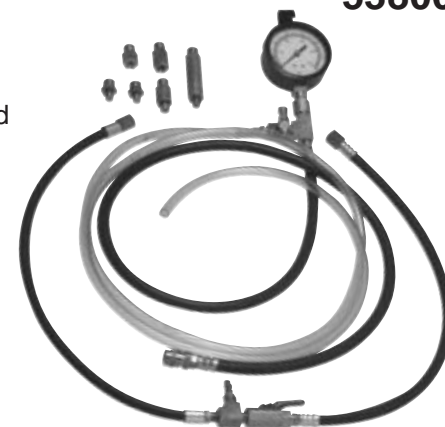


## CIS K-JETRONIC FUEL INJECTION TESTER WITH QUICK COUPLERS

53800

Tests CIS (Continuous Injection System) found on most late model European cars and Volkswagen models assembled in the U.S. These vehicles are equipped with Bosch CIS K-Jetronic Fuel Injection Systems. This is an in-line pressure tester which indicates problem sources – control pressure regulator, fuel distributors or other specific fuel injection components that may require replacing. Tests CIS Non-Electronic with metric threads, CIS/Lambda Electronic with metric threads and CIS E-Electronic with metric threads. Will not test other Bosch fuel injection systems. To test non-Bosch fuel injection systems, use our Cat. Nos. 56200, 56250 or 58000.

Gage measures 2 1/2" diameter and has dual scale: 100 PSI and 7 BAR. Gage has hang-up hook. Supplied with all adapters, adapter application chart, hook-up and parts schematic drawing and complete instructions. Packaged in clear pouch for store display and tool box storage.



## CIS K-JETRONIC FUEL INJECTION PRESSURE TESTER WITH QUICK COUPLERS IN STORAGE CASE

53865

Same as our Cat. No. 53800 above but packed in a durable, plastic molded storage case with carrying handle. Case measures 11 1/4" x 7 1/2" x 3" and has ample space for additional adapters and parts.



Fuel Injection Testing products on this page use quick coupling fittings

38000



## COMPREHENSIVE FUEL INJECTION PRESSURE TEST KIT

**38000** - A complete, master fuel injection pressure tester for cars and trucks.

- **COMPREHENSIVE** – Tests gasoline fuel injection pressure systems on virtually all domestic and imported cars and trucks.
- **VERSATILE** – For multi-port, throttle body and C.I.S. K-Jetronic Fuel Injection Systems.
- **TOP QUALITY** – Accurate and reliable.
- **AFFORDABLE** – A great value for automotive technicians.
- **EASY TO USE** – Complete illustrated instruction manual included.
- **UP TO DATE** – Tests current and older vehicles.
- **COMPACT** – 15" x 10" x 3 1/4" durable, plastic storage case with carrying handle easily stores in tool chest.

### FEATURES

- Two gages with dual ranges:  
0-100 PSI (0-7 BAR) with hang-up hook.  
0-50 PSI (0-3.5 BAR) for accurate low pressure applications.
- Bleed off valve with 6 feet of translucent hose to safely depressurize system after completion of testing.
- Case is molded with numbered positions for all components to ensure proper operation and organization.
- Adapters for special applications.
- Assorted hoses, hose barb fittings and hose clamps to test older vehicles.
- All components connect together easily for fast hook-ups.



Typical Hook-Up

33770



## BASIC FUEL INJECTION PRESSURE TESTER

**33770** - The perfect starter kit for the serious technician. Use with other Tool Aid adapters (See Page 11) to create a custom kit or to expand as the need arises. Includes:

- Adapter for all Domestic, Asian and European vehicles equipped with a standard Schrader test port.
- 2 1/2" diameter gage with dual scale and hang-up hook. Measures 100 PSI and 7 BAR.
- Complete instructions.

CARDED

37250



## DISCONNECT TOOL FOR SPRING LOCK COUPLING ON FORD FUEL INJECTION AND AIR CONDITIONING SYSTEMS

**37250** - This is a necessary tool used to disconnect the 1/2" spring lock coupling found on Ford fuel injection systems so that pressure tests can be made with Cat. Nos. 37230 and 57230. Spring lock fittings are found on Ford fuel line and air conditioning lines. This tool can be used on 3/8", 1/2", 5/8" and 3/4" sizes.

Fuel Injection Testing products on this page use screw on fittings



## MULTI-PORT FUEL INJECTION PRESSURE TESTER FOR DOMESTIC AND FOREIGN VEHICLES

36200

**36200** - This kit can test the fuel pressure on virtually all domestic and foreign vehicles equipped with multi-port fuel injection. Can also test throttle body injection systems on most Chrysler and Ford vehicles.

Includes:

- Adapter for Domestic, Asian and European vehicles equipped with a standard Schrader test port.
- Adapter for Ford multi-port (EFI) and throttle body systems.
- Adapter for Honda vehicles.
- 4 piece adapter set: 8mm-1.00, 10mm-1.0, 12mm-1.25, and 12mm-1.50 to test most Asian and European multi-port vehicles.
- Assorted hoses, hose barb fittings and hose clamps to test older vehicles.
- 2 1/2" diameter gage with dual scale – measures 100 PSI and 7 Bar and has a hang-up hook.
- Bleed-off valve and hose to safely de-pressurize system after completion of test.
- Packed with complete instructions in a durable vinyl pouch for store display and tool box storage.
- Not for diesel engines.



## MULTI-PORT FUEL INJECTION PRESSURE TESTER FOR DOMESTIC AND FOREIGN VEHICLES IN MOLDED PLASTIC STORAGE CASE

36250

**36250** - Same product as Cat. No. 36200 above but supplied in a durable, plastic molded storage case with carrying handle. Case measures 1 1/4" x 7 1/2" x 3" and has ample space for additional adapters and parts.

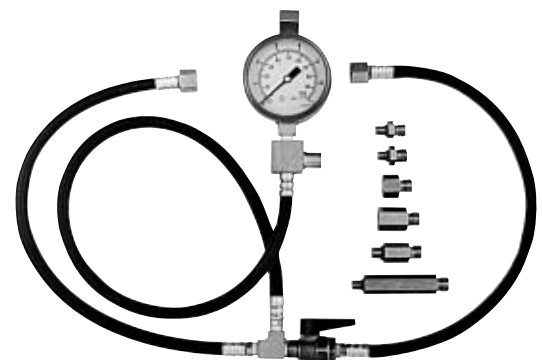


## C.I.S. K-JETRONIC FUEL INJECTION TESTER

33800

**33800** - Test C.I.S. (Continuous Injection System) found on most late model European cars and Volkswagen models assembled in the U.S. These vehicles are equipped with Bosch C.I.S. K-Jetronic Fuel Injection Systems. This is an in-line pressure tester which indicates problem sources – control pressure regulator, fuel distributors or other specific fuel injection components that may require replacing. Tests C.I.S. Non-Electronic with metric threads, C.I.S./Lambda Electronic with metric threads and C.I.S. E-Electronic with metric threads. Will not test other Bosch fuel injection systems. To test non-Bosch fuel injection systems use our Cat. Nos. 36200, 36250 or 38000.

Gage measures 2 1/2" diameter and has dual scale: 100 PSI and 7 BAR. Gage has hang-up hook. Supplied with all adapters, adapter application chart, hook-up and parts schematic drawing and complete instructions. Packaged in clear pouch for store display and tool box storage.



## C.I.S. K-JETRONIC FUEL INJECTION TESTER IN MOLDED PLASTIC STORAGE CASE

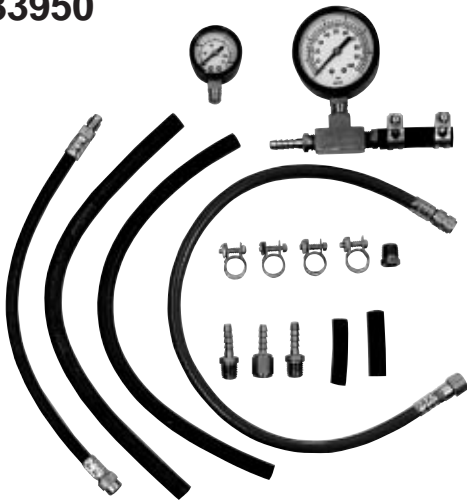
33865

**33865** - This is our complete Cat. No. 33800 packed in a durable, plastic molded storage case with carrying handle. Case measures 1 1/4" x 7 1/2" x 3" and has ample space for additional adapters and parts.



Fuel Injection Testing products on this page use screw on fittings

33950



## FUEL INJECTION PRESSURE TESTER WITH TWO GAGES

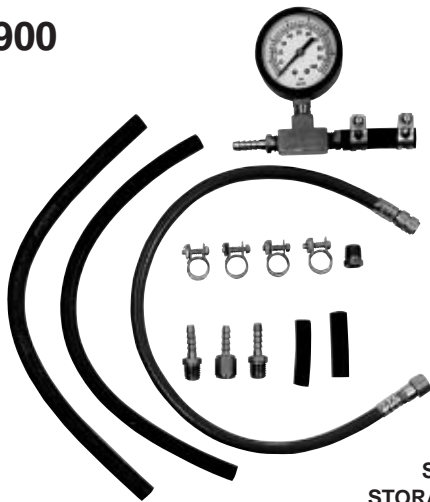
**33950** - Test gasoline fuel pump pressure on most domestic and imported fuel injection equipped vehicles. Easy to hook up and read. Kit contains everything to test all GM vehicles with multi-port and some throttle body injection (TBI). Test all Chrysler cars with multi-port turbos and some TBI. Use on most Ford TBI systems equipped with or without small Schrader test valve. Test all Ford vehicles with multi-port fuel injection systems. Includes two gages for more accurate testing:

**Large Gage** - Calibrated from 0-100 PSI (0-7.0 BAR)

**Small Gage** - Calibrated from 0-50 PSI (0-3.5 BAR)

Large gage can be used for all applications and has hang-up hook. Small gage provides more detail when pressure will not exceed 50 PSI (0-3.5 BAR). Full instructions included. Supplied in durable vinyl pouch for store display and tool box storage.

33900



## FUEL INJECTION PRESSURE TESTER

**33900** - Works on GM and Chrysler vehicles same as Cat. No. 33950, but on Fords, limited to older TBI systems not equipped with small Schrader test valve. Supplied with large gage only. Gage equipped with hang-up hook.

SUPPLIED IN  
STORAGE POUCH

33980



## FUEL INJECTION PRESSURE TESTER WITH TWO GAGES IN MOLDED PLASTIC STORAGE CASE

**33980** - Same product as Cat. No. 33950 above but supplied in a durable, plastic molded storage case with carrying handle. Case measures 11 $\frac{1}{4}$ " x 7 $\frac{1}{2}$ " x 3" and has ample space for additional adapters and parts.

37550



## FUEL INJECTOR HARNESS DISCONNECT TOOL

**37550** - Quickly removes and installs fuel injector harnesses without damaging the connectors. Saves time – no need to remove engine components to test fuel injectors. Easy to use – just place prongs around injector harness and pull up to disengage retaining clip. Designed to reach fuel injector harnesses in hard-to-reach areas and at all angles. Works on all fuel injectors.

CARDED

Fuel Injection Testing products on this page use screw on fittings

## FUEL INJECTION PRESSURE TESTER ADAPTERS

The adapters below are for use with Cat. Nos. 33770, 33900, 33950, 33980, 36200, 36250 & 38000:

APPLICATION	DESCRIPTION	CAT. NO.
CHRYSLER Throttle Body	Throttle Body Adapter Set – Includes 1/4" & 5/16" hose barbs and hoses (Included with Cat. Nos. 33900, 33950, 33980, 36200, 36250 & 38000)	33785
FORD Multi-port (EFI) & Throttle Body	Ford Adapter for small Schrader test port (Included with Cat. Nos. 33950, 33980, 36200, 36250 & 38000)	33850
Low Pressure CFI	Ford In-Line Adapter with hair pins (Included with Cat. No. 38000)	37260
High Pressure EFI	Ford In-Line Adapter with spring lock fittings (Included with Cat. No. 38000)	37230
GENERAL MOTORS Throttle Body Injection (TBI)	GM In-Line Adapter – Replaces fuel filter with threads on both ends	37650
2.2 Liter	1992 & up such as Chevrolet Cavalier, Pontiac Sunbird, Buick Skylark, and Quad 4 equipped Pontiac Grand Am	37660
2.5 Liter & 5.7 Liter	For vehicles with quick connect fuel filters such as 2.5 liter Oldsmobile Ciera 1989 - up, and 5.7 liter Chevrolet Caprice 1991 - up.	37670
HONDA, ACURA & STERLING: Multi-port (PGM-FI)	Honda Adapter (Included with Cat. Nos. 36200, 36250 & 38000)	37200
ASIAN & EUROPEAN VEHICLES Multi-port & Bosch AFC	8mm-1.00, 10mm-1.00, 12mm-1.25, 12mm-1.50 Adapters (Included with Cat. Nos. 36200, 36250 & 38000) Not for Bosch C.I.S.	37350
ALL	0-100 PSI (0-7.5 BAR) Gage	33907
ALL	0-50 PSI (0-3.5 BAR) Gage (Included with Cat. Nos. 33950, 33980 & 38000)	33966
ALL	Pressure Bleed-off Kit – For use with Cat. Nos. 33770, 33800, 33865, 33900, 33950 & 33980. (Included with Cat. Nos. 36200, 36250 & 38000)	37400
ALL	Molded Plastic Storage Case – Neatly stores Tool Aid adapters and gages	33875
ALL	48" Hose for Fuel Injection Pressure Testing	33936



Fuel Injection Testing products on this page use screw on fittings

34000



## UNIVERSAL COMPRESSION TESTER FOR GASOLINE ENGINES

**34000** - Test compression on all domestic and foreign cars and most trucks. Adapters fit vehicles with 14mm and 18mm plugs including long reach and  $\frac{5}{8}$ " hex plugs. Flex hose eliminates need to remove auxiliary equipment such as power brakes and steering, air conditioning and manifold. Screw-in adapters guarantee accuracy over push-in type testers. Quick side release valve permits retest without removal of adapters. Gage ranges 0-300 PSI and 0-21 BAR.

SUPPLIED IN STORAGE POUCH

34300



## HEAVY DUTY COMPRESSION TESTER FOR GASOLINE ENGINES SUPPLIED IN MOLDED PLASTIC STORAGE CASE

**34300** - Complete kit for testing compression of gasoline engines on domestic and foreign cars and trucks plus motorcycles, snow mobiles and lawn mowers. Adapters provided for 10mm, 12mm, 14mm and 18mm applications. Flex hose eliminates need to remove auxiliary equipment such as power brakes and steering, air conditioning and manifold. Screw-in adapters guarantee accuracy over push-in type testers. Quick disconnect for easy hook-ups. Quick side release valve permits retests without removal of adapters. Comes complete with repair kit that includes "O" rings, valve cores and installation tool. Gage ranges: 0-300 PSI and 0-21 BAR. Full instructions provided.

34010

FROM  
T-2005A  
SUPP.

## COMPRESSION TEST ADAPTER FOR FORD TRITON ENGINE

- For use on Ford 3 valve Triton engines as found on the 2004 5.4L Ford F-150 and 2005 4.6L Ford Mustang.
- Adapter has 16mm-1.50 male threads to fit spark plug hole.
- Screws onto the 14mm-1.25 male thread at the end of the hose adapter for Cat. Nos. 34000 and 34300.
- Has  $\frac{5}{8}$ " hex to make installation and removal easier.

33650



CARDED

## TOP DEAD CENTER INDICATOR

**33650** - Tool whistles as the piston approaches Top Dead Center (TDC) on the compression stroke and stops whistling when the piston reaches TDC. Helps to eliminate the guesswork involved when diagnosing jumped timing belts and timing chains. Aids in valve adjustments and installation of distributors, timing belts and timing chains. 2-in-1 fitting threads into all 14mm and 18mm spark plug ports. 27" overall length. Not for use on diesel engines. Instructions included.

## AUTOMATIC TRANSMISSION AND ENGINE OIL PRESSURE TESTER WITH TWO GAGES

**34550** - Check oil pressure in automatic transmissions and engines. Adapters provide coverage of most domestic and imported cars and light trucks including late models.

Supplied with two gages calibrated as follows:

Large Gage	Small Gage
0-600 PSI	0-50 PSI
0-4,000 kPa	0-3.5 BAR
0-40 BAR	

Large gage can be used for all applications and has a hang-up hook. Use small gage for more accurate reading of engine oil pressure where maximum oil pressure does not exceed 50 PSI (3.5 BAR). Includes 6 feet of oil proof hose and 10 assorted fittings. Supplied in durable vinyl pouch for store display and tool box storage. Full instructions provided.

Now includes an adapter with two grooves, Cat. No. 34573, for use on most Asian and some American and European vehicles. Thread size is 8mm-1.00 Male x 1/8" NPT Female.



34550

**NOTE:** Do not use small gage to test automatic transmission pressure.

## AUTOMATIC TRANSMISSION AND ENGINE OIL PRESSURE TESTER

**34500** - Same as Cat. No. 34550 but supplied with only one gage calibrated from 0-600 PSI, 0-4000 kPa and 0-40 BAR. Gage is equipped with hang-up hook.



34500

SUPPLIED IN STORAGE POUCH

## AUTOMATIC TRANSMISSION AND ENGINE OIL PRESSURE TESTER WITH TWO GAGES IN MOLDED PLASTIC STORAGE CASE

**34580** - Same product as Cat. No. 34550 above, but supplied in a durable, plastic molded storage case with carrying handle. Case measures 11 1/4" x 7 1/2" x 3" and has ample space for additional adapters and parts.



34580


## POWER STEERING TESTER IN MOLDED PLASTIC STORAGE CASE

**34650** - Gives fast, accurate power steering analysis. Test for defects in power steering pumps, gears and lines. Large heavy duty gage reads from 0-2,000 PSI and 0-140 BAR. Rule out power steering problems before expensive suspension or steering linkage problem is attacked. Supplied with thirteen adapters including connectors for all Fords with standard or Type I 3/8" tube fittings. Use to test power steering systems on most General Motors and Chrysler vehicles. Will also test some AMC, Jeep, Saab and Volkswagen models. Full instructions provided. Supplied in a durable, plastic molded storage case with carrying handle. Case measures 11 1/4" x 7 1/2" x 3" and has ample space for additional adapters and parts.



34650

## DIESEL ENGINE COMPRESSION TEST ADAPTERS FOR USE WITH CAT. NO. 34700




APPLICATION	ENGINE	TESTING PORT	THREAD	CAT. NO.
Allis Chalmers	6000, 7000, 10000 & 11000	Fuel Injector	N/A	34800
Audi	All	Fuel Injector	24mm-2.00	34740
Bacharach	Allows a Bacharach brand adapter to be used with our tester, Catalog No. 34700	N/A	N/A	34770
Bedford	200, 220, 300, 330, 466	Fuel Injector	N/A	34800
BMW	2.4 liter	Glow Plug	12mm-1.25	34880*
Case, J. I.	Models not using pencil nozzle	Fuel Injector	N/A	34800
	70 Series, 188 & 207 C.I.D. pencil nozzle	Fuel Injector	N/A	35300
Caterpillar	"Capsule" type nozzles including models D-336, 1674, 1676, 3406, 3408 & 3412	Fuel Injector	N/A	35200
	1100 & 3208 Series	Fuel Injector	N/A	35300
Chevy Luv	1.8 & 2.2 liter	Glow Plug	10mm-1.25	34950
Cummins	6 BT, 4.02" bore, 5.9 liter	Fuel Injector	24mm-2.00	34740
	V-185, V-210, V-225, V-555, VT-255 & VT-555	Fuel Injector	N/A	34760
	These 5 1/2" bore engines: NH (855 cubic inches), V-6, V-8 & V-12 & 903 V-8 Cylindrical PTB	Fuel Injector	N/A	34840
	5.9 24 Valve electronic injection and 5.9L ISB, ISBE, ISC, & QSB diesel engines	Fuel Injector	N/A	35600
Cummins/Case "B" Series	2.9L, 3.9L, 5.9L	Fuel Injector	24mm-1.50	35150
Deere, John	Early 300, 400 & 500 Series, 276, 404 & 531, C.I.D.	Fuel Injector	N/A	35300
	404, 466, 531, 619	Fuel Injector	N/A	34800
Detroit Diesel	53, 71, 92, 110, 149, V53, V71 with low or high clamp injector hold down	Fuel Injector	N/A	35100
Dodge/Cummins	5.9L	Fuel Injector	24mm-1.50	35150
Fiat Allis	8035-02-300, 8035-02-301, 8035-02-302, 8045-02, 8045-03	Fuel Injector	N/A	34800
Ford Escort	2.0L	Glow Plug	10mm-1.25	35550
Ford/Navistar	6.9 & 7.3 liter	Glow Plug	10mm-1.00	34730
	7.3L Turbo, Direct Injection (Power Stroke)	Glow Plug	10mm-1.00	35250
	Power Stroke 6.0L & 6.4L engines found on F-250 through F-550 trucks and International VT 365	Glow Plug	14mm-1.25	35650
Ford Tractor	All	Fuel Injector	N/A	34800
General Motors	4.3 & 5.7 liter	Glow Plug	10mm-1.00	34730
	4.3, 5.7 & 6.2 liter, 6.5 liter Turbo	Glow Plug	10mm-1.00	35000
	Duramax 6.6L (2001-2005)	Glow Plug	10mm-1.25	35550
International Harvester	D/DT 361, D/DT 429, DV 462, DV/DVT 550, DT/DV/DVT 573, 361, 407	Fuel Injector	N/A	34800
Isuzu	1.8 & 2.2 Liter	Glow Plug	10mm-1.25	34950
Kubota	Various	Glow Plug	8mm-1.00	35500
	Various	Glow Plug	10mm-1.25	35550
Lincoln Continental Mark VII	1984 & 1985 car models	Glow Plug	12mm-1.25	34880*
Mack Truck	END 405, 457, 475, 510, 519, 605, 672, 673, 674, 711, 864 ENDT 673, 675, 676, 865, 866	Fuel Injector	N/A	34800
Mercedes Benz	Cars & trucks with 24mm ports	Fuel Injector	24mm-2.00	34740
	12mm is for Model 300 & 300 Turbo Diesel from 1978 and the 250 & 350 Turbo models.	Glow Plug	12mm-1.25	34780
	18mm is for all regular Mercedes Benz engines & Model 300 prior to 1978.		18mm-1.50	(Piggy-Back Style)
Mitsubishi	2 and 3 Cylinder	Glow Plug	10mm-1.25	35550
Navistar	6.9 & 7.3 liter	Glow Plug	10mm-1.00	34730
	DT360, DT466, 9.0L, 312, 360, 414, 436 & 446 C.I.D.	Fuel Injector	N/A	35350

Continued on Page 15

Continued from page 14

APPLICATION	ENGINE	TESTING PORT	THREAD	CAT. NO.
Onan	DSL, MDSL	Fuel Injector	N/A	34800
Peugeot	For Peugeot diesel passenger cars having either 12mm-1.25 or 18mm-1.50 glow plug port holes	Glow Plug	12mm-1.25 & 18mm-1.50	34880* (Piggy-Back Style)
Toyota	1.8L	Glow Plug	10mm-1.25	34950
	2.2L	Glow Plug	10mm-1.25	35550
Volkswagen	Older cars & trucks without TDI	Fuel Injector	24mm-2.00	34740
	TDI (ALH & BEW Series)	Glow Plug	10mm-1.00	35400
Volvo	All cars & trucks	Fuel Injector	24mm-2.00	34740
Waukesha	180 DLC, 190 D, 195 D, 197 D	Fuel Injector	N/A	34800
	D155D	Fuel Injector	N/A	35300

\*When testing through the 12mm-1.25 Glow Plug port, use the inner portion of the Cat. No. 34880 piggy-back style adapter.



## EXTENSION HOSE FOR DIESEL COMPRESSION TESTING

- Makes for easier diesel compression testing in areas with restricted clearance.
- Attaches between Cat. No. 34700, Diesel Compression Tester and Tool Aid brand diesel test adapters.



34729

FROM T-2005B SUPP.

## DIESEL COMPRESSION TESTER

**34700** - Measures cylinder pressure on diesel equipped cars and trucks. Records maximum pressure reached during engine test. Release valve allows for immediate venting and resets gage for repeat tests. Swivel end quick coupler is connected to any one of the adapters shown below and on the following page. High pressure hose is 16 1/2" long. Gage is scaled from 0-1,000 PSI and 0-70 BAR.

**NOTE:** Adapters are not included with Cat. No. 34700 and must be ordered by individual Catalog Number.



CARDED

34700

## DIESEL ENGINE COMPRESSION TESTER SET

**34900** - Set consists of Cat. No. 34700 and five of the most popular diesel tester adapters as shown on page 14. Presented in a molded plastic storage case with carrying handle. Instructions for each adapter are included.

CAT. NO.	DESCRIPTION
34700	Diesel Compression Tester
34730	Diesel Tester Adapter for GM Cars and 6.9 & 7.3 Liter Ford/International Engines
34740	Diesel Tester Adapter for Volkswagen, Volvo, Audi & others
34760	Diesel Tester Adapter for Small Cummins Engines
34770	Diesel Tester Adapter for Bacharach Adapters
34780	Diesel Tester Adapter for Mercedes Benz Cars



34900

## DIESEL TESTER SET FOR SMALL AND LARGER CUMMINS ENGINES

**34860** - Contains a complete adapter system for testing both small and larger Cummins engines. Packed with our Cat. No. 34700 in a molded plastic storage case with carrying handle. Instructions and application information included.

### APPLICATIONS

**Cummins Engines** – V-185, V-210, V-225, V-555, VT-255, VT-555, NH, V-6, V-8, V-12



34860

32100

FROM  
T-2005B  
SUPP.



### ELECTRONIC STETHOSCOPE

- Enables technicians to quickly and easily locate the source of unwanted noises. Will assist in finding air and water leaks, bearing noises, squeaks and rattles, faulty lifters, valve knocks and other sounds.
- Highly sensitive electronic circuitry.
- Microphone at end of 8" flexible shaft.
- Fits comfortably over ears to amplify sound and block outside noise.
- Cord automatically retracts.
- Adjustable volume control has LED to indicate when unit is on.
- Includes 9 volt alkaline battery.
- Supplied in a durable, plastic molded storage case with carrying handle.

32000



CARDED

### STETHOSCOPE

**32000** - Excellent technician's aid designed to detect and locate sources of abnormal noise. Allows technician to quickly find and analyze the source of a problem in engines or other moving parts. Sound is transmitted and amplified through a sensitive diaphragm. Pinpoint worn or defective bearings. Locate cylinders with engine knocks. Determine if any fuel injectors are hung-up or inoperative. Suspected trouble spots can be reached with extension yielding 12" probe length.

33600



PACKED IN  
STORAGE  
POUCH

### EXHAUST BACK PRESSURE TESTER

**33600** - Test for clogged or obstructed catalytic converters and mufflers. Fast and easy to use. Threads into Oxygen Sensor Port. Kit includes 12mm and 18mm adapters to fit most domestic and imported vehicles. Gage measures 2 1/2" diameter and has dual scale: 15 PSI and 1.00 Kg/Cm<sup>2</sup>. Hose is 41" long. No need to tap into exhaust system then reseal holes afterwards. Packed in a vinyl pouch for store display and tool box storage. Complete with instructions.

33700



PACKED IN  
STORAGE POUCH

### DELUXE VACUUM AND FUEL PUMP TESTER


**33700** - Widely used in motor diagnostic work. Check for leaky intake manifold, clogged muffler and leaky, burnt or sticky valves. Diagnose incorrect timing. Determine accurate fuel pump pressure. Locate leaks in gas line. Readings shown and interpreted on face of multi-colored dial. 3 1/2" gage has English and metric scales. Has range of 0-28 Inch (0-70 Cm) vacuum and 0-10 PSI (0-0.7 Kg/Cm<sup>2</sup>) pressure. Complete with hose, three fittings and operating instructions. Fuel pump specs by manufacturer and model supplied.



## IN-LINE SPARK CHECKER KIT FOR RECESSED PLUGS

23970

- The one Ignition Spark Checker for troubleshooting virtually all domestic and imported cars, SUV's and trucks.
- A must for testing newer vehicles with recessed spark plugs.
- Can also be used to test conventional and coil-on plug ignition systems.
- Flashing bulb indicates ignition or fuel delivery problem.
- Provides information not available with OBD II code reading devices - pinpoints if there is a spark plug, plug wire, mechanical, fuel injection or electrical problem.
- Saves time and money as technician does not have to swap ignition coils.
- Shows a duplicate view of the ignition spark so technician can visually check condition of ignition system at each cylinder. Frequency and intensity of flash indicates whether there is an ignition system problem or fault in the fuel delivery system.
- Clear plastic body can withstand rough use and resists automotive chemicals.
- Flash can be seen in bright sunlight.
- Protected by mechanical strain relief.
- Safety orange color for easy visibility.
- Fast and easy to use.
- Replacement Bulb Part No. 23975.



### KIT INCLUDES:

- Coil Tester
- Female x Female Adapter for testing conventional ignition systems
- Battery Clip Adapter for testing directly to ground
- Extension for Coil Tester

U.S. Patent No. 7,129,705

DISPLAY PACKAGED



Test vehicles with recessed spark plugs



Test coil directly to ground



Test conventional ignition systems

**23900****IN-LINE IGNITION SPARK CHECKER**

**23900** - Use to quickly trouble shoot ignition system. Device is "hands-free." Connects in-line between spark plug and spark plug wire. Shows a duplicate view of the ignition spark. Technician can visually check condition of ignition system at each cylinder. Frequency and intensity of flash indicates whether there is an ignition system problem or a fault in the fuel delivery system. Flash can be seen in bright sunlight. Clear plastic body can withstand rough use and resists automotive chemicals. Protected by mechanical strain relief. Replacement Bulb Part No. 23904.

**23920****IN-LINE SPARK CHECKER WITH 90° BOOT**

**23920** - Features a 90° boot and longer wire to easily install and remove the In-Line Spark Checker between the spark plug and the ignition wire. Great for working in confined areas, such as "cab forward" designed vehicles, to overcome obstructions like shock towers, air conditioning tubing and exhaust headers. Use to quickly troubleshoot ignition system with "hands-free" operation. Shows a duplicate view of the ignition spark. Replacement Bulb Part No. 23924.

- Connects quickly.
- Technician can visually check condition of ignition system at each cylinder.
- Frequency and intensity of flash indicates whether there is an ignition system problem or a fault in the fuel delivery system.
- Flash can be seen in bright sunlight.
- Clear plastic body can withstand rough use and resists automotive chemicals.
- Protected by mechanical strain relief.

**23950****COIL ON PLUG IGNITION SPARK CHECKER**

- A quick way to troubleshoot the contemporary "coil on plug" ignition systems found on General Motors, Chrysler, Ford and import vehicles.
- Flashing bulb indicates ignition or fuel delivery problem.
- Quickly plugs into boot on coil then clips to ground.
- Ground wire is 20" long.
- Shows a duplicate view of the ignition spark so technician can visually check condition of ignition system at each cylinder. Frequency and intensity of flash indicates whether there is an ignition system problem or fault in the fuel delivery system.
- Clear plastic body can withstand rough use and resists automotive chemicals.
- Flash can be seen in bright sunlight.
- Protected by mechanical strain relief.
- Replacement Bulb Part No. 23952.

## IN-LINE SPARK CHECKER FOR RECESSED PLUGS, NOID LIGHTS AND IAC TEST LIGHTS KIT

36350

- Use to test spark plug circuits, electronic fuel injection signals and idle air control circuits.
- Includes:
  - Cat. No. 23970, In-Line Spark Checker Kit for Recessed Plugs. This is a must for testing newer vehicles with recessed spark plugs. Can also be used to test conventional and coil-on plug ignition systems.
  - 8 Noid Lights for checking GM PFI, FORD TBI, GEO TBI, BOSCH PFI, GM TBI, GM SCPI, BOSCH 2 and GM MULTEC 2
  - 2 IAC Test Lights for straight and 90° applications
- Quickly diagnose "no start" and engine misses conditions in the electrical fuel injection and spark plug circuits.
- Analyze rough running engines.
- Supplied with instructions in a durable, plastic molded storage case.



Shown testing vehicle with recessed spark plugs

FROM T-2007A SUPP.

Patent No. 7,129,705

## NOID LIGHTS, IAC TEST LIGHTS & IGNITION SPARK TESTER KIT

36330

- Use to test electronic fuel injection signals, idle air control circuit and spark plug circuits.
- Includes:
  - 8 Noid Lights for checking GM PFI, FORD TBI, GEO TBI, BOSCH PFI, GM TBI, GM SCPI, BOSCH 2 and GM MULTEC 2
  - 2 IAC Test Lights for straight and 90° applications
  - Cat. No. 23900, In-Line Ignition Spark Checker
- Quickly diagnose "no start" and engine miss conditions in the electrical fuel injection and spark plug circuits.
- Analyze rough running engines.
- Supplied with instructions in a durable, plastic molded storage case.



## NOID LIGHT SET

36300

**36300** - Quickly, easily and economically test electronic fuel injection signals. Supplied with lights to check GM TBI, Bosch PFI, Ford TBI, GM PFI, Geo TBI and GM SCPI. Easy to use – just disconnect the wiring to the fuel injectors, install the Noid Light into the injector wiring harness and crank or start the engine. A flashing light indicates normal pulsing voltage. A steady light or no light indicates an electrical problem. Supplied with instructions in a durable, plastic molded storage case.



## ELECTRONIC FUEL INJECTION AND IGNITION SPARK TESTER KIT

36310

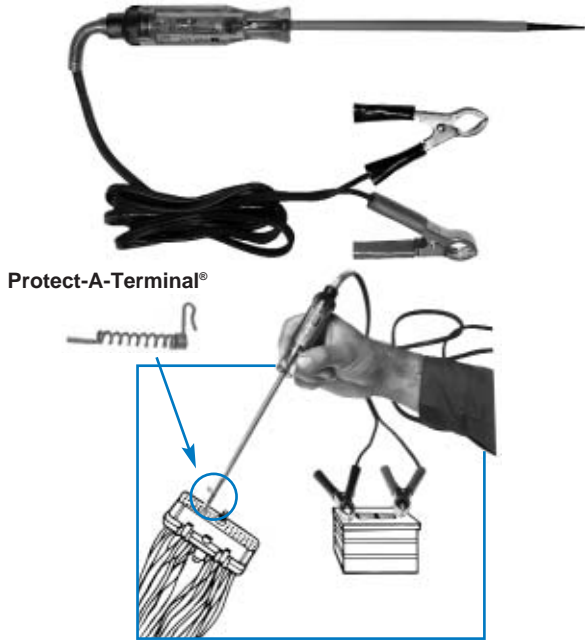
**36310** - Quickly diagnose "no start" and engine miss conditions in the electrical fuel injection and spark plug circuits. Analyze rough running engines. Contains Cat. No. 36300, Noid Light Set to test electronic fuel injection signals and the Cat. No. 23900, In-Line Ignition Spark Checker to trouble shoot the ignition system. In-Line Spark Checker shows a duplicate view of the ignition spark. Supplied with instructions in a durable, plastic molded storage case.

Noid Lights are supplied to check:

- Bosch PFI • Ford TBI • Geo TBI • GM PFI • GM SCPI • GM TBI



**28000**



**HEAVY DUTY AUTOMOTIVE LOGIC PROBE**

**28000** - A modern circuit tester with time tested durability. Quickly and safely tests high and low voltages (power and ground) on all vehicle circuits, including computerized engine and body controls.

Features include:

- Tests high and low voltages (power and ground) on 6, 12 and 24 volt systems.
- High impedance; current draw less than 18 milliamps to protect sensitive electronic sensors, microprocessors, electronic ignition components and air bags.
- Dual color LED indicates red for power (high) and green for ground (low).
- 6' of heavy duty, 18 gage dual leads with large battery clips for easy hook-up.
- Leads can be attached regardless of polarity.
- Extra long, 7" insulated probe tests hard-to-reach circuits.
- Includes Protect-A-Terminal®, Probe Adapter to prevent damage to electrical connectors.
- Can be used as a standard, single lead circuit tester.
- Instructions included.

U.S. Patent Nos. 4,978,312 and 5,898,299  
Canadian Patent Nos. 1,323,068 and 2,194,644

**28100**



**COMPUTER SAFE AUTOMOTIVE LOGIC PROBE**

**28100** – Our most computer safe circuit tester! High impedance - the current draw is less than 7 milliamps to protect all vehicle circuits including computerized engine and body controls, sensitive electronic sensors, microprocessors, electronic ignition components and air bags. A dual color LED indicates red for power (high) and green for ground (low). Leads can be attached regardless of polarity. Can be used as a standard, single lead circuit tester. Instructions included.

Features include:

- For 6, 12 and 24 volt systems.
- Insulated probe has an exposed length of 3<sup>3</sup>/<sub>8</sub>".
- Includes Protect-A-Terminal®, Probe Adapter to prevent damage to electrical connectors.
- Has 6 feet of heavy duty, 18 gage dual leads with large battery clips for easy hook-up.

U.S. Patent Nos. 4,978,312 and 5,898,299  
Canadian Patent Nos. 1,323,068 and 2,194,644

**27100**

**27130**

**27160**



**EXTRA LONG HEAVY DUTY CIRCUIT TESTERS**

Specially designed to enable technician to test hard to reach circuits that would not be accessible with standard Circuit Testers. Use to test around hot engine components and under the dashboard. Features extra long, colored, insulated probe and 6' of tough, flexible wire covered with heavy rubber insulation. Over 7" of exposed probe length. Insulated probe eliminates accidental grounding. For 6 and 12 volt systems. Has heavy duty battery clip. Wire is retained in spring supported strain relief designed to withstand the most rugged use. Bulb is easily replaced. Replacement Bulb Part No. 27110 (G.E. 1889 or equivalent).

Available in three probe insulator colors:

CAT. NO.	COLOR
27100	Blue
27130	Red
27160	Yellow

All items on this page carded

## “LIFETIME” HEAVY DUTY CIRCUIT TESTER

27000

**27000** - The best quality electrical circuit tester available for checking 6 and 12 volt systems. Made to last longer than anyone’s lifetime! Has heavy duty battery clip. 5’ of tough, flexible, heavily insulated rubber wire is retained in spring supported strain relief designed to withstand the most rugged use. Bulb is easily replaced. Replacement Bulb Part No. 27010 (G.E. 1889 or equivalent).



## THE NEW CIRCUIT MASTER® AUTOMOTIVE CIRCUIT TESTER COMPUTER SAFE – WILL NOT HARM ON-BOARD COMPUTERS

21700

**21700** - Circuit Master® is the modern universal circuit tester for all vehicles. Use to test all primary electrical circuits plus any on-board computer systems.

Test computer circuits without fear of causing damage to expensive electronic components. Completely safe to use on microprocessor control modules.

Operating range from 3–15 volts. Current draw is less than 21 milliamps at 12 volts D.C.



Long life LED glows when voltage is sensed at probe and indicates polarity:

Red = + (Positive)  
Green = - (Negative)

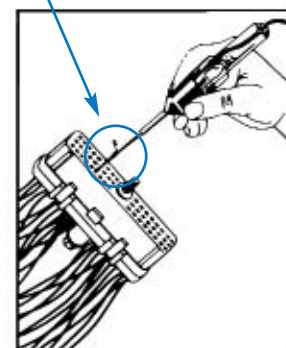
Use to locate shorts, opens and intermittents. Made of high impact chemical resistant plastic. Supplied with 4 foot ground wire. All solid state construction.

Circuit Master® is supplied with Protect-A-Terminal®, Probe Adapter (Part No. 21713), which will not deform sensitive female terminals at computer connections.

U.S. Patent No. 4,978,312 Canadian Patent No. 1,323,068



Tests Standard Primary Electrical Systems




Tests Computer Controlled Electrical Systems

## FINGER SAVER® WIRE PIERCING GUIDE

21250

**21250** - Ingenious device prevents stabbing your finger! Quickly, easily and safely guides the pick point of most circuit testers into the center of all primary automotive electrical wire. Holds the circuit tester in position allowing technician to work with both hands free. A must for every technician. Impervious to gasoline, oil, thinners and other shop chemicals. Stores on ground wire of circuit tester.

U.S. Patent No. 4,853,625 Canadian Patent No. 1,323,067



Guides pick into center of wire

All items on this page carded

**27250**



**27300**

FROM T-2006A SUPP.



**HEAVY DUTY CIRCUIT TESTERS WITH RETRACTABLE WIRE**

These Circuit Testers feature an extra long wire that stretches up to 12 feet for use, then automatically retracts. Quickly and easily check electrical circuits and accessories on 6 and 12 volt systems. Great for use on cars, trucks, boats, trailers, motorcycles, airplanes and snowmobiles. Supersharpe probe. A heavy duty ground clip with insulator is on one end of the retractable wire and a spring supported strain relief is on the other. The bulb is easily replaced. Replacement Bulb No. 27303 (G.E. 1889 or equivalent).



CAT. NO.	DESCRIPTION	EXPOSED PROBE LENGTH
27250	Long, insulated probe	6 1/2"
27300	Standard length probe	3 1/4"

**21000**



**“CHECK POINT” CIRCUIT TESTER**

**21000** - By far the largest selling and most widely used automotive circuit tester. Quickly checks all 6 and 12 volt systems. Use with power on. Supplied with 48" ground wire. Use to locate shorts, grounds and open circuits. Replacement Bulb Part No. 21007.

**22400**



**“DUALITE” HIGH AND LOW VOLTAGE TROUBLE SHOOTER**

**22400** - Two testers in one! Trouble shoot both primary and secondary circuits. Use as a primary circuit tester on 6 and 12 volt circuits. On secondary or high voltage circuits check out spark plugs. Pinpoint minute cracks in distributor caps. Supplied with 48" lead wire. Replacement Bulbs: Low Voltage - Part No. 22408; High Voltage - Part No. 22409.

**22700**



**SELF POWERED ELECTRICAL CONTINUITY TESTER**

**22700** - Use to test for continuity with power disconnected. Excellent for use on marine, recreational and general automotive vehicles. Test appliances and other electrical circuits with power off. Supplied with 48" lead wire. Uses any AA 1.5 volt battery. Battery not supplied. Replacement Bulb Part No. 22707.

**21300**



**HEAVY DUTY CIRCUIT TESTER FOR 18, 24 AND 36 VOLT SYSTEMS**

**21300** - Checks AC or DC wiring up to 36 volts. Use to check series-parallel switches and solenoids on tractor-trailer starter systems. An absolute must for the trucking, farm, heavy equipment and trailer industries. Supplied with 48" ground wire. Replacement Bulb Part No. 21307.

All items on this page carded

### AUTOMOTIVE TEST LEAD KIT

**23000** - This is the ideal Test Lead Kit for your automotive electrical testing requirements. It contains all the necessary connectors and wire to use as jumper leads or to test a wide variety of automotive electrical and electronic circuits. Kit has 48" heavy duty, highly flexible test leads. Banana plugs will fit standard banana plug receptacles as found in multimeters. Stainless steel probes have 8-32 thread to accept most other female threaded test lead accessories. Supplied in a hangable plastic storage box. The kit includes:

QUANTITY			DESCRIPTION
NEUTRAL	BLACK	RED	
	1	1	48" test lead with probe and banana plug
	1	1	Plunger hook clip with 8-32 female thread
	1	1	Spade connector with 8-32 female thread
	1	1	Probe insulator extension
2			Alligator clip with 8-32 female thread
	1	1	Insulator for alligator clip
	1	1	Insulated alligator clip with female banana plug connection



23000


### PERMA-COIL® TEST LEAD KIT

**23200** - Tool Aid's best! Every technician should have a reliable set of test leads. This set provides tangle-free testing of automotive electrical and electronic circuits. Use as jumper leads, or as perfect leads for a multimeter.

Features include:

- Heavy duty recoil wire - stretches from 2' to 10'.
- Super sharp, stainless steel probes with 8-32 thread to accept threaded accessories.
- Shielded banana plugs with 9 leaves for extra strong grip.
- Both probes and banana plugs have strain reliefs to ensure durable, long lasting use.

QUANTITY			DESCRIPTION
NEUTRAL	BLACK	RED	
	1	1	Perma-Coil test lead with probe and banana plug
2			8-32 threaded alligator clip
2			Push-on alligator clip
	1	1	Insulator for alligator clips



23200

DISPLAY PACKAGED

### PERMA-COIL® JUMPER LEADS

**23150** - Use these high quality retractile leads for all purpose circuit jumping and testing. Eliminates tangling. Fully extended length of 10 feet allows the technician to access almost every area of the vehicle. Retracted length is 2 feet. 18 gage wire with ultra flexible, tough insulation can handle stretch after stretch of rugged use. Heavy duty battery clips and alligator clips for strong easy attachment. Stores easily in toolbox. Includes one black lead and one red lead.



23150

CARDED

### EXTRA HEAVY DUTY TEST LEADS

**23100** - Two 48" test leads. Full flex wire, heavy insulation. Heavy duty jacketed alligator clips. A must when working on late model cars.



23100

CARDED

### "JUMPER TWINS" TEST LEADS


**22900** - Low cost and practical. Two 30" leads of highly insulated wire. Color coded – one lead black and one lead red.



22900

CARDED

26200



**WIRE AND CABLE TIES ASSORTMENT**

- Self locking, flexible, multi-purpose ties.
- Made from Nylon 6/6.
- Ideal for securing wires, harnesses, cables and components.
- UL approved.
- 750 Piece assortment includes the most popular lengths in different colors:
  - 400 - 4" 18 lbs. tensile strength (100 each white, black, yellow and red ties)
  - 300 - 8" 75 lbs. tensile strength (white ties)
  - 50 - 11" 75 lbs. tensile strength (white ties)

DISPLAY PACKAGED

**REMOTE STARTER SWITCHES**

These Remote Starter Switches are the class of the industry. Use to start, crank, jog and position engine without effort for adjustment and repairs. Both units are designed for rugged use and have 5 ft. flexible wire leads. Full instructions are provided. A must for every tool box.

24000



CARDED

**"KONTROL" REMOTE STARTER SWITCH**

24000 - Use on all electrical systems from 6 to 36 volts. High impact case designed to fit technician's hand. Special "dead man" contact switch activates starter solenoid. Use with **ignition on**.

24300



CARDED

**"KEY-PACK" KEYLESS REMOTE STARTER SWITCH**

24300 - Use with **ignition off!** This heavy duty starter switch works on all 6 to 36 volt systems. Engine can be started without key. Switch can be used to crank and jog engine to desired position. Unit is equipped with "dead man" starter switch. Has built-in circuit breaker. Three lead wires are color coded and connect to ignition and starter circuits. Hook-up and operating instructions are easy to follow.

18950



**HEAVY DUTY AUTOMATIC WIRE STRIPPER**

- Three tools in one – strips, crimps and cuts.
- Automatically self-adjusts to strip solid or stranded 10-26 gage wires.
- Removes insulation without damaging the conductor.
- Has adjustable stripping tension.
- Crimps insulated and non-insulated terminals.
- Cuts wire, fast, clean and smooth.
- Steel construction with insulated plastic handles.
- Easy to use with single hand action.



STRIPS



CRIMPS



CUTS

U.S. Patent No. 4,625,595

CARDED



## RATCHETING TERMINAL CRIMPING KIT

18920


- Versatile kit includes 5 dies for virtually all uses.
- Die sets quickly interchange for a wide range of applications.
- Crimping Tool has a steel frame with contoured grips.
- Supplied in a durable, plastic molded storage case with carrying handle.

Applications are:

Supplied with Cat. No. 18920	Die Set	Application
}	<b>18921</b>	For insulated terminals 22-10 AWG.
	<b>18922</b>	For non insulated open barrel connectors 22-10 AWG.
	<b>18923</b>	For fully insulated quick disconnect terminals with thinner wire barrels 22-10 AWG.
	<b>18924</b>	For non insulated terminals 22-8 AWG.
	<b>18925</b>	For miniature insulated rings, spade and butt splices 26-16 AWG.
	<b>18928</b>	For RG-6 and RG-59 coaxial cable.
	<b>18929</b>	For 8mm and 8.5mm spiral core spark wire. Strips the insulation, crimps the spiral core to the spark plug terminal and crimps the terminal to the spark plug wire insulation. <b>FROM T-2005B SUPP.</b>

**NOTES:**

1. Die Set Nos. 18928 and 18929 are not supplied with the kit but are available separately.
2. These Die Sets are not for use with Cat. No. 18900.



18928

18929

## PROFESSIONAL RATCHETING TERMINAL CRIMPER

18900

- Ratcheting action ensures a perfect crimp every time.
- Eliminates damaged or distorted terminals.
- Crimps 10–22 gage insulated terminals.
- Superior design and construction outperforms other crimpers.



CARDED

## RATCHETING TERMINAL CRIMPER FOR WEATHERPACK TERMINALS

18930

- For most Weatherpack terminals and non insulated open barrel connectors 22-10 AWG.
- Ensures a perfect crimp every time.
- Crimping tool has a steel frame with contoured grips and can be used with the Die Sets available in our Cat. No. 18920, Ratcheting Terminal Crimping Kit.



CARDED

## WIRE STRIPPER

19000

- Automatically adjusts to wire size.
- Cuts and strips solid or stranded 22–12 gage wire.
- Handles single or multiple conductor wire.
- Easy to use – yields clean, nick-free results every time.
- Not designed to strip teflon or similar insulations.

U.S. Patent No. 4,366,730



CARDED

25100



### SHORT FINDER

**25100** - Use to locate shorts quickly and inexpensively in 12 volt automotive circuits. Eliminates need to remove upholstery and floor coverings. Operates through metal parts, panels, fiber and plastic materials. Simply connect leads to posts of blown fuse. Induction type needle indicator pinpoints location of short. Schematic included with instructions. Furnished in clear storage box.


25300



### INTERMITTENT SHORT INDICATOR AND SHORT CIRCUIT FINDER

**25300** - The number and complexity of electrical wiring systems in modern vehicles is growing. Intermittent short circuits are becoming more common and are the most difficult shorts to locate. Use this device **with audio signal** to indicate when intermittent short circuit occurs with vehicle at rest or on road test. After faulty system is indicated, use to find short location. Works on all 12 volt systems. Supplied in clear storage box.

25500



### AUDIO CIRCUIT TESTER

**25500** - Handy device for locating short and open circuits. Horn sounds when circuit is complete. Long 5 foot leads permit technician to work around corners, under dash boards, in trunks, in fact at any distance from tool. Both hands remain free. For use on all 6 and 12 volt circuits.

24600



### ALTERNATOR-GENERATOR-STARTER CURRENT INDICATOR

**24600** - Measure CHARGING RATE and STARTER CURRENT on one indicator. No need to purchase two separate tools. Induction type meter. Needs no hook up wires or cables. Hold meter over cable and read.

All items on this page carded

### CUT-OFF WHEELS

Abrasive reinforced wheels are ideal for automotive and autobody repair. Cut all ferrous materials with ease. Cut through clamps, hangars, sheet metal, angle iron, tubing, castings, mufflers and rusted bolts. Leaves clean edge. Easier and safer to control than a torch, faster and less effort than a hacksaw. Wheels comply with American National Standards Institute Code B7.1 (1968 Rev.) and OSHA. Rated at 25,000 RPM maximum speed. Pneumatic cutting tool should have safety guard. Always wear eye and face protection.



- 94860
- 94870
- 94890
- 94890P
- 94900
- 94930
- 94935
- 94945

CAT. NO.	OUTSIDE		CENTER HOLE		HARDNESS	PACKAGING
	DIAMETER	THICKNESS	DIAMETER	DIAMETER		
94860	3"	1/16"	3/8"	3/8"	X	5 per Card
94870	3"	1/16"	3/8"	3/8"	X	50 per Box
94890	3"	1/16"	3/8"	3/8"	X	100 per Box
94890P	3"	1/16"	3/8"	3/8"	X	100 per Shelf Bin
94900	3"	1/32"	3/8"	3/8"	T	5 per Card
94930	3"	1/32"	3/8"	3/8"	T	100 per Box
94935	3"	1/8"	3/8"	3/8"	X	5 per Card
94945	3"	1/8"	3/8"	3/8"	X	50 per Box



### FIVE 1/16" CUT-OFF WHEELS WITH ARBOR FIVE 1/32" CUT-OFF WHEELS WITH ARBOR

A starter package of five 3" diameter Cut-Off Wheels and arbor (Cat. No. 94950).

CAT. NO.	CUT-OFF WHEEL THICKNESS	CENTER HOLE DIAMETER
94970	1/16"	3/8"
94980	1/32"	3/8"



CARDED

- 94970
- 94980

### ARBOR FOR CUT-OFF WHEELS WITH 1/4" & 3/8" CENTER HOLES

94950 - Allows any die grinder or drill to be turned into a cut-off tool using either 1/4" or 3/8" I.D. Cut-Off Wheels. Cutting tools should have safety guard. Always wear eye and face protection.



CARDED

- 94950

### RECIPROCATING AIR SAW BLADES



SCROLL



ALL PURPOSE

Use these high quality blades to cut through a variety of metals, fiberglass and plastic. Great for body work and exhaust work. These bi-metal blades contain cobalt for long lasting, shatterproof use. Fits Chicago Pneumatic, CIA, Florida Pneumatic, Ingersoll-Rand, Mac, Sears, Snap-on and any other air saw with dual set screw blade retention. Maximum speed is 10,000 strokes per minute. Always wear goggles when operating any air tool. Packed 5 blades per display pouch.

CAT. NO.	BLADE LENGTH	TEETH PER INCH	BLADE TYPE	RECOMMENDED USE
90000	3"	18	Scroll	Fine cutting of material over 1/8" thick
90010	4"	18	All Purpose	General cutting of material over 1/8" thick
90020	3"	24	Scroll	Fine cutting of material 1/16" - 1/8" thick
90030	3"	32	Scroll	Fine cutting of material 1/16" and thinner
90040	4"	32	All Purpose	General cutting of material 1/16" and thinner
90050	Assortment - Contains one each of the 5 above blades			



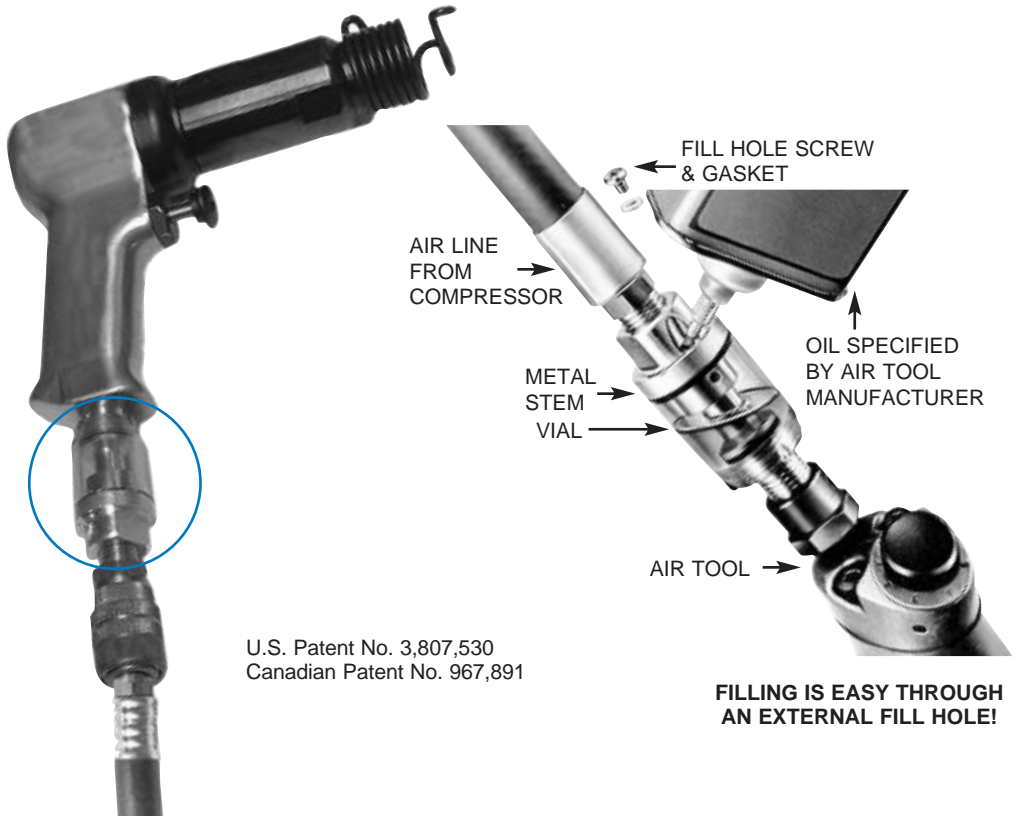
DISPLAY POUCH

- 90000
- 90010
- 90020
- 90030
- 90040
- 90050

**S & G TOOL AID'S OILERS GIVE POSITIVE PROTECTION TO EXPENSIVE PNEUMATIC TOOLS AND PUT AN END TO AIR LINE CONTAMINATION! PATENTED, DIRECT TO TOOL OILERS, END TOOL BURN OUT, STOP RUST AND INCREASE TORQUE**

## 98500 THE OILER

Standard Model. High quality aircraft aluminum stem, precisely machined to 1/4" NPT. Oil reservoir is fabricated of high impact plastic. Technician always sees oil supply and oiling action. Holds three to four days supply of oil. With each use of the air tool, a fine mist of precisely metered oil enters the air stream. All internal moving parts are coated and lubricated. Use on all 3/8" and 1/2" air impact guns, air wrenches, body shop air tools and pneumatic hammers. 1/4" NPT Female inlet x 1/4" NPT Male outlet.




U.S. Patent No. 3,807,530  
Canadian Patent No. 967,891

**FILLING IS EASY THROUGH AN EXTERNAL FILL HOLE!**

## 98700 98800

### 3/8" NPT LARGE OILER

**98700** - A larger 3/8" NPT Oiler designed for use with 3/4" and 1" drive pneumatic tools. Will hold more than a week's supply of oil under average use. Same high quality construction and features as the Standard Oiler. Easily refilled through vented holes located on flange. Can be used in direct hook-up to tool or with whip hose. 3/8" NPT Female inlet x 3/8" NPT Male outlet.



### 1/4" NPT LARGE OILER

**98800** - Constructed to the exact specifications of the 98700 Large Oiler except has 1/4" NPT. Used where technician wants longer supply of oil than is afforded by the Standard Oiler. 1/4" NPT Female inlet x 1/4" NPT Male outlet.

U.S. Patent No. 3,807,530  
Canadian Patent No. 967,891

**All items on this page carded**

### DIAPHRAGM AIR REGULATOR

- For precise air regulation at the spray gun.
- Delivers constant pressure.
- For use with all spray guns - conventional and HVLP.
- Small, lightweight and compact.
- Inlet: 1/4" NPT Male; Outlet: 1/4" NPT Female with swivel connector.
- 22 CFM capacity.
- True diaphragm regulator to prevent surges - not a cheater valve.
- Push/Pull lock to set pressure.
- Gage ranges: 0-160 PSI and 0-11 BAR.
- Glass lens.



98350

CARDED

### IN-LINE WATER SEPARATOR AND AIR FILTER

**99000** - Removes water and foreign particles from compressed air stream. Attaches directly to paint spray gun or air tool. Clear reservoir shows accumulated water taken out of air line. Button release valve allows for easy disposal. Filter can be removed and cleaned periodically. 1/4" NPT Male inlet x 1/4" NPT Female outlet.



99000

CARDED

### AIR ADJUSTMENT VALVE FOR PAINT SPRAYING

**98300** - Allows for fine regulation of air entering spray gun. Approximately 2 1/2 turns from fully opened to closed valve. Gage has dual scales - 160 PSI and 11 Kg/Cm<sup>2</sup>. Inlet is 1/4" NPT Male. Outlet is 1/4" NPT Female and swivels.



98300

CARDED

**98275** - Same as Cat. No. 98300, but without gage.



98275

CARDED

### HOLDING PADS WITH FOUR SURFACE TREATMENT DISCS

- Use to clean and prep surfaces.
- Discs install and remove easily with a quick twisting action.
- Flexible, flanged rubber backer pad connects to 1/4" steel shaft.
- For use with air and electric tools.

CAT. NO.	SIZE	MAX. RPM	INCLUDES		
			HOLDING PAD	MEDIUM DISCS	COARSE DISCS
94540	2"	30,000	94520	2	2
94560	3"	20,000	94530	2	2



94540

94560

CARDED

Always wear eye, respiratory and face protection when using these products.

### HOLDING PADS FOR SURFACE TREATMENT DISCS

- Holds the discs used for prepping surfaces.
- Discs install and remove easily with a quick twisting action.
- Flexible, flanged rubber backer pad connects to 1/4" steel shaft.
- For use with air and electric tools.
- Holding Pad can be used with all brands of surface treatment pads.

CAT. NO.	SIZE	MAX. RPM
94520	2"	30,000
94530	3"	20,000



94520

94530

Always wear eye, respiratory and face protection when using these products.

DISPLAY PACKAGED

99300

## BLOW GUN KIT




- Includes the most popular Blow Gun bodies and accessories:
  - A. Pistol Grip Handle
  - B. In-Line Body Blow Gun
  - C. Long Reach Nozzle
  - D. Safety Nozzle Booster
  - E. Inflator Nozzle
  - F. Rubber Nozzle
  - G. OSHA Nozzle
  - H. Pencil Type Tire Pressure Gage
  - I. Long, Tapered Nozzle
  - J. Needle Nozzle
  - K. Tapered Nozzle
- Use for blowing out tubes and pipes; directing a fine stream of air; concentrating air; accessing restricted areas and filling tires.
- Includes Pencil Type Tire Pressure Gage with Indicator Bar calibrated on 2 sides in 1 lb. increments from 10-50 PSI and the other 2 sides in 10 kPa increments from 70-350 kPa.
- 1/4" NPT Female inlet on Pistol Grip Handle and 1/4" NPT Female x 1/4" NPT Female inlets on In-Line Blow Gun.
- Chrome plated nozzles.
- Supplied in a durable, plastic molded storage case.



65100

FROM  
T-2005A  
SUPP.



## TIRE INFLATOR WITH GAGE

- Easy to read nylon pop up gage measures from 10 to 120 PSI in 2 PSI increments.
- Weatherproof body with corrosion resistant brass valve.
- Chrome plated dual head chuck on 12" hose.
- Hand lever control.
- 1/4" NPT Female air inlet.

94600



CARDED

## AIR POWERED CLEANING GUN

**94600** - Powerful general purpose cleaning gun for shop and garage. Cleans machinery, engines, parts, floors and more. Use with detergent, solvent, kerosene or water. Adjusting control regulates amount of cleaning agent to be mixed with compressed air. Clear siphon tubing is 7 feet long with filter on end. Gun is 17" long – can clean hard to reach places. Weighs only 12 ounces. Air consumption is 5 CFM @ 90 PSI. Recommended operating pressure is 70-90 PSI. Maximum 90 PSI. 1/4" NPT Female air inlet. Instructions are included.

ALWAYS WEAR EYE AND FACE PROTECTION WHEN USING THE ABOVE PRODUCTS

## LEVER ACTION BLOW GUN WITH 5 NOZZLES

**99150** - This kit includes a blow gun with 5 of the most popular interchangeable nozzles. The blow gun has a convenient hang up hook and is activated by smooth lever action. Use for blowing out tubes and pipes or directing a fine stream of air. A versatile kit for cleaning applications. Rubber tip provides a leak free seal and will not mar painted surfaces. Tapered nozzles concentrate air and permit access to confined areas. Chrome plated. Lever is vinyl covered for comfort and easy gripping. 1/4" NPT Female inlet.

CARDED


**99150**

## LEVER ACTION BLOW GUN WITH A METAL AND A RUBBER NOZZLE

**99100** - Smooth lever action design with hang up hook. Kit includes two interchangeable nozzles – one tapered and one rubber. Tapered nozzle directs fine stream of air. Rubber nozzle provides leak proof seal for blowing out tubes and pipes and will not mar painted surfaces. Excellent value for cleaning and drying surfaces. Chrome plated. Lever is vinyl covered for comfort and easy gripping. 1/4" NPT Female inlet.

CARDED


**99100**

## IN-LINE BLOW GUNS

These ingenious In-Line Blow Guns are always there, ready to use. No need to keep on disconnecting an air tool to hook up a blow gun. Never gets lost or misplaced. Small, compact and easy to use. Fits permanently between air hose and coupler. Precision machined from aircraft aluminum. Air stream nozzle has a natural angle for easy use. Lightweight and durable. Available with OSHA or rubber nozzle. 1/4" NPT Female x 1/4" NPT Female.

CAT. NO.	DESCRIPTION	APPLICATION INFORMATION
<b>99180</b>	In-Line Blow Gun with OSHA Nozzle	Meets OSHA requirements of special relief hole in nozzle which limits pressure to 30 PSI when dead ended in an air line of 150 PSI or less.
<b>99190</b>	In-Line Blow Gun with Rubber Tip	Has non-marring rubber tip. Can be used to make a tight seal for blowing out air lines. To meet OSHA requirements, air line pressure must be reduced to 30 PSI.

**99180**

**99190**


CARDED

**92500**


### FOUR PIECE BODY SHOP CHISEL PAK

The most widely used pneumatic tool aids. Handy roll pack contains one each 91250 Claw Ripper, 91350 Double Panel Cutter, 91400 7" Chisel and 91600 #1 Body Man Cutter.

**92600**


### FOUR PIECE FRONT END PNEUMATIC TOOL AID PAK

The essentials only. Contains one each of 91000 Tie Rod Tool, 91100 Bushing Remover, 91450 Tapered Punch and a 91400 7" Chisel. Supplied in handy roll pack.

**92700**


### FOUR PIECE MUFFLER/TAI PIPE PNEUMATIC TOOL PAK

Roll Pak contains one each of 91050 Tail Pipe Cut-Off Tool, 91750 Inside/Outside Muffler Cutter, 91300 Muffler Cut-Off Tool and a 91400 7" Chisel.

**92500**  
**92600**  
**92700**

ALWAYS WEAR EYE AND FACE PROTECTION WHEN USING THE ABOVE PRODUCTS

A QUALITY LINE OF HEAVY DUTY .401" PARKER SHANK TOOLS FOR BODY SHOP, FRONT END, AND MUFFLER/TAIL PIPE WORK

91125



## BODY SHOP TOOLS

### **PNEUMATIC SMOOTHING HAMMERS**

Designed for numerous automotive jobs. Use for body forming on fenders, hoods and panels against a body dolly. Excellent for any hammering operations such as ball joints and U-joints. Polished face is 1" diameter. Cat. No. 91140 has 7" overall length to access hard to reach areas.

91140



91150



### **WIDE CHISEL & SCRAPER**

Special 1 1/8" blade for scraping and cutting in body shop work.

91250



### **CLAW RIPPER**

Slotted for smooth edge panel cutting and ripping.

91350



### **DOUBLE EDGE CUTTER TOOL**

Fast clean edge panel cutter **MILL EDGED** not just forged.

91500



### **RIVET BUSTER**

Shears bolts and rivets. Cut bolts in body and machine shop.

91550



### **"V" SPOT WELD BREAKER**

Vee slotted. Best for cutting welded spots. Doubles as rivet and moulding cutter.

91600



### **BODY MAN #1 CUTTER**

The fastest panel cutter available. Cuts down time. Leaves cleanest edge possible. A body shop must.

91625



### **PNEUMATIC PANEL CRIMPER**

For patching sheet metal panels uniformly and quickly. Forms a step around the area to be repaired. Patch is placed on flange of step, flush with original panel surface. Full grip handle provided for safety. A necessary tool for the professional body technician. 7" overall length.

## FRONT END TOOLS

91000



### **TIE ROD TOOL**

Break sleeve rust and corrosion on tie rod work.

91025



### **TIE ROD SEPARATOR TOOL**

Made from a single piece of drop forged alloy steel. Jaw opening between tapered prongs is 2 1/32".

91100



### **BUSHING REMOVER**

Especially designed to remove bushing in control arm work.

91200



### **BUSHING SPLITTER**

For cutting idler arm bushing.

91450



### **TAPERED PUNCH**

Drives out pins and rivets.

91700



### **BALL JOINT SEPARATOR**

Designed to separate ball joints with reduced shock to assembly. Wedge opening 1 5/16".

All items on this page carded



**MUFFLER AND TAIL PIPE TOOLS**

**TAIL PIPE CUTTER**

For all pipe cutting.

CARDED



91050

**MUFFLER AND TAIL PIPE CUTTER**

Milled cutting edge yields better shear. Eliminates damage to inner section of muffler.

CARDED



91300

**INSIDE/OUTSIDE MUFFLER CUTTER**

A combination cutter. No need to change tools.

CARDED



91750

**INSIDE MUFFLER CUTTER**

Designed edges to fit inside of muffler. Convex cutter edge.

CARDED



91800

**OUTSIDE MUFFLER CUTTER**

Concave cutting edge for the outside muffler job.

CARDED



91850

**GENERAL PURPOSE TOOLS AND ACCESSORIES**

**7" FLAT CHISEL**

The Do-It-All Cutter for every technician.

CARDED



91400

**EXTRA LONG FLAT CHISEL**

A necessity for those hard to reach places in today's vehicles. Cuts nuts, bolts and frame members with ease. Forged to an overall length of 10½".

CARDED



91900

**3/4" PNEUMATIC COLD CHISEL x 18" LONG**

Extra long for hard to reach areas. Designed to cut nuts, bolts, exhaust brackets, angles and frame members.



DETAIL

91975

FROM T-2006A SUPP.



**THE SCRAPE-IT**

A special wide blade scraper for sludge, undercoat, paint and gaskets.

CARDED



91650

**2" WIDE PNEUMATIC SCRAPER**

Removes gaskets, rust, undercoating and paint. Blade has slight offset for easy use.

CARDED



91950

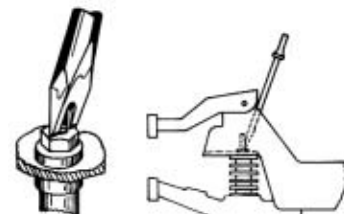
FROM T-2005A SUPP.

**PNEUMATIC NUT SPLITTING TOOLS**

Quickly remove rusted nuts on shock absorbers, exhaust systems and other hard to reach locations. Overall length 10". Available in two sizes:

91425 - For nuts on 5/16" or 8mm studs

91435 - For nuts on 3/8" or 10mm studs



91425

91435

CARDED



ALWAYS WEAR EYE AND FACE PROTECTION WHEN USING THESE PRODUCTS

**ECONOMY CHISELS**

**Excellent Quality, Popularly Priced!**

A great combination of the chisels most often used by automotive and autobody technicians. Made to exacting Tool Aid standards from alloy steel with .401" Parker shanks and covered by our "no questions asked" warranty. Packaged in see-through vinyl pouches. Priced to sell!



**WIDE CHISEL AND SCRAPER**



**CLAW RIPPER (PANEL EDGER)**



**DOUBLE EDGE PANEL CUTTER**



**7" FLAT CHISEL**



**TAPERED PUNCH**



**RIVET CUTTER**



**SPOT WELD BREAKER**



**SINGLE EDGE CUTTER**

**52000**

**ECONOMY CHISEL COMBINATION PAK**

**52000** - Contains 8 of the most widely used pneumatic chisels for automotive and autobody repair. Each chisel made from alloy steel with .401" Parker shanks and covered by our "no questions asked" warranty. Packed in a durable vinyl pouch which can be hung up or rolled up and tied for storage in a tool box. Contains the following chisels:



CAT. NO.	DESCRIPTION
51150	Wide Chisel and Scraper
51250	Claw Ripper (Panel Edger)
51350	Double Edge Panel Cutter
51400	7" Flat Chisel
51450	Tapered Punch
51500	Rivet Cutter
51550	Spot Weld Breaker
51600	Single Edge Cutter

**QUICK CHANGE SPRING**

**94000** - Retains chisels with .401" shanks. Chisels can be installed and removed quickly. For the busy technician.

CARDED



**94000**

**RETAIN-IT, CHISEL RETAINER**

**94100** - This is the best chisel retainer available. Two piece safety device for air hammers. Collar fits against stop on .401" chisel shanks for 100% contact. Heavy duty steel spring has remover lever. Two parts are available separately – Collar, Cat. No. 94200 and Spring, Cat. No. 94300.

CARDED



**94100**

**QUICK CHANGE CHISEL RETAINER**

**94400** - Securely holds .401" shank chisels. Fits most popular air hammers. Safe to use, fast to change chisels. Just pull back collar to install or remove chisels. Retainer becomes part of tool eliminating need for other retainers.

CARDED



**94400**

**SAFETY CHUCK CHISEL HOLDER**

**94500** - Retains .401" shank chisels firmly in place. Chisels can be changed quickly and easily...fits most popular hammers.

CARDED



**94500**

**AIR REGULATORS**

Control air pressure as needed. Designed with four position on-off detent stops. Openings: 1/4" NPT Male x 1/4" NPT Female. Not a shut-off valve.

CAT. NO.	MATERIAL	FEATURE
<b>98000</b>	Aluminum	Lightweight
<b>98025</b>	Brass	Resists oxidation

CARDED



**98000**


**98025**

**WHIP HOSES WITH SWIVEL FITTING**

Swivel feature helps to prolong hose life. Prevents hose twisting and kinking.

CAT. NO.	HOSE I.D. AND LENGTH	FITTINGS
<b>97900</b>	1/4" x 2 feet	1/4" NPT swivel Male x 1/4" NPT Female
<b>97925</b>	1/4" x 5 feet	1/4" NPT swivel Male x 1/4" NPT Female

CARDED




**97900**

**97925**

**PHENOLIC BACKING DISCS**

A complete size range of phenolic reinforced backing plates for sanding and grinding work. These discs are designed to be lightweight and provide desired flexibility for sanding. If additional rigidity is required, combine 2 or 3 together. Each plate has the same molded depressed center contour and 7/8" I.D. hole. Maximum safe speed is 6,000 RPM. Always wear safety eye and face protection for this type of work.

CAT. NO.	DIAMETER	MAX. RPM
<b>94700</b>	3"	25,000
<b>94710</b>	4"	25,000
<b>94720</b>	5"	20,000
<b>94730</b>	7"	15,000
<b>94740</b>	9"	15,000



**PHENOLIC BACKING DISC COMBINATION PACKS**

Different size combinations of phenolic reinforced backing plates for sanding and grinding work. Both sets are skin packaged for display. Each disc has the same molded depressed center contour and 7/8" I.D. hole. Maximum safe speed is 6,000 RPM. Always wear safety goggles for this type of work.

**94750** - 3", 4" and 5" disc pack

**94760** - 4", 5" and 7" disc pack

CARDED

**94750**



**94760**



**.498" PARKER SHANK PNEUMATIC TOOLS**

Tool Aid presents a selection of the most popular pneumatic tools with .498" Parker Shanks. These quality, heavy duty tools are growing in use with volume shops, fleets, truck body rebuilders, front end shops, salvage and wrecking yards, and heavy-duty spring shops.

**92100**



**7" FLAT CHISEL**

**92125**



**RIVET AND BOLT CUTTER**

**92150**



**1 1/4" SMOOTHING HAMMER**

**92175**



**WIDE CUTTING CHISEL  
& SCRAPER**

**92225**



**BUSHING SPLITTER**

**92250**



**DOUBLE BLADE PANEL CUTTER**

**92300**



**STRAIGHT PUNCH**

**92325**



**TAPERED PUNCH**

**92350**



**UNIVERSAL JOINT  
AND TIE ROD TOOL**

All items on this page carded

## ROUND EPOXY-FIBERGLASS SANDING PADS

Use for finishing and feathering on flat and curved surfaces. Fully molded with tapered edge. Available in 5" and 6" diameters. Models for use with glue-on or pressure sensitive (PSA) sandpaper. Will fit DA style sanders equipped with 5/16"-24 threads.

Cat. No. 93200 is molded with an extra thick cushion to better conform to contours. It is softer, more flexible and more resilient than the standard pads and provides the technician with greater sanding "feel."

CAT. NO.	SIZE	MAX. RPM	APPLICATION
93000	5"	10,000	Glue-on
93050	6"	10,000	Glue-on
93100	5"	10,000	PSA
93150	6"	10,000	PSA
93200	6"	10,000	PSA



93000



93200

93000  
93050  
93100  
93150  
93200

CARDED

## 8" FOAM POLISHING PADS

Made from 2" thick polyester foam. Designed to be used with fine compounds and polishes. Use on tools with 5/8"-11 spindle. Both pads are washable and reusable. Edges are rounded for longer life. Packaged in a hangable display bag.

CAT. NO.	MAX. RPM	APPLICATION
93300	2,000	Moderately aggressive coarse pad provides cutting action. Ideal for removing swirl marks from urethane based paint finishes.
93350	2,000	Soft foam pad designed for polishing on clear coat finishes.



93300  
93350

## MOLDED BACKING PAD

Ideal for use on sanders, polishers and grinders requiring 5/8"-11 threaded hole. Fully molded 7" diameter in a flexible construction. Pad is supplied with one 5/8"-11 spindle nut.

CAT. NO.	MAX. RPM	APPLICATION	REPLACEMENT SPINDLE NUT PART NO.
94790	8,500	Use for grinding and sanding. Molded of polypropylene with ribbed center for higher speeds and extra strength.	94795




CARDED

94790

## 7" QUICK CHANGE BACKING PAD WITH HEX SPINDLE NUT

94820 - Fits most vertical and angle polishers. Hex Spindle Nut specially designed to make installation and removal of Backing Pad fast and easy. Molded of flexible, durable rubber. 7" diameter pad supplied with 5/8"-11 hex spindle nut. Maximum speed 5,000 RPM. Replacement Spindle Nut Part No. 94823.




CARDED

94820

## STRAIGHT-LINE REPLACEMENT SANDING SHOE

93250 - Standard replacement shoe for most straight-line sanders. Made of aircraft quality, high strength, aluminum base and fully molded pad. Positive locking clips securely hold 2 3/4" x 1 1/2" sandpaper. Can also be used with PSA sandpaper.



CARDED

93250

ALWAYS WEAR EYE, RESPIRATORY AND FACE PROTECTION WHEN USING THE ABOVE PRODUCTS

62900



CARDED

## “THE STRUTTER”<sup>®</sup>, MacPHERSON STRUT COIL SPRING TOOL

**62900** - Every shop, no matter how small, can do work on the MacPherson Strut assembly found on virtually all modern domestic and imported vehicles.

The S & G 62900 “Strutter” can be:

- Used with impact wrench or hand tool.
- Used ON or OFF the car!
- Sells for a fraction of other types.

Each set contains complete instructions and a safety kit. The one piece cold headed bolts are made of chromium-molybdenum alloy steel. The nuts are Grade 5.

Do not use on General Motors “A”, “C”, “J” or “X” Body cars.

Not for use on any unusually large MacPherson Strut springs which have a coil outside diameter of over 6” or a wire diameter larger than 5/8”.

63000



## “THE STRUTTER”<sup>®</sup> 2, MacPHERSON STRUT COIL SPRING TOOL

- Now with acme threads and economically priced.
- Quickly and easily work on the MacPherson Struts found on virtually all modern domestic and imported vehicles.
- Features a one piece cold headed bolt made of chromium molybdenum alloy steel. The nuts are Grade 5.
- Use with impact wrench or hand tool ON or OFF the car.
- Contains complete instructions and safety kit.


Not for use on any unusually large MacPherson Strut springs which have a coil outside diameter of over 6” or a wire diameter larger than 5/8”. Do not use on General Motors “A”, “C”, “J” or “X” Body cars.

PACKAGED IN REUSABLE CLAMSHELL

Easy to use:



1. Attach clamps to spring



2. Compress and remove cartridge



3. Complete repair or replacement

### SINGLE ACTION COIL SPRING COMPRESSOR


**62200** - Remove, install and compress coil springs that can be reached through the center of the coil. Smooth bearing action and finest quality heat treated steel makes for safe, quick compression. Single turning action on central shaft. Fit tool inside spring. Use with a hand operated ratchet wrench to pull arms closer together. A front end shop must!!!

### SINGLE ACTION COIL SPRING COMPRESSOR FOR COMPACT AND SUB COMPACT VEHICLES

**62400** - Similar in design to our longer Cat. No. 62200, but with shorter shaft for easy clearance on small cars.

### SINGLE ACTION COIL SPRING COMPRESSOR KIT

**62500** - Kit combines capabilities of Cat. Nos. 62200 and 62400 at almost half their combined price! Handles standard, compact and sub compact vehicles. Consists of standard Single Action tool plus shorter shaft for smaller vehicles.




**62200      62400      62500**

CARDED  
ALL WITH ACME THREADS

**NOTE:** These tools should not be used on unusually large coil springs which have a coil outside diameter larger than 5 5/8" or a wire diameter exceeding 3/4".

### COIL SPRING "CLAMP-IT" SET

**62000** - The original tool for compressing coil springs on standard and compact vehicles. Consists of three hook/bolt assemblies which are applied to the outside of the coil spring. Can be used to compress spring into straight or slightly curved configuration as required. Allows for easy removal or installation where spring compression cannot be performed from inside the coil. Proper use of this set eliminates bulge or slip. Supplied with safety kit and illustrated instructions.



**62000**

### FORMED HOOK COIL SPRING "CLAMP-IT" SET

**62700** - Designed to work in shallow well fenders. Provides maximum top clearance. Consists of three hook/bolt assemblies which are applied to the outside of the coil where other spring compressors cannot be used. Formed hooks are made of highest quality heat treated aircraft alloy steel. Supplied with safety kit and illustrated instructions.



**62700**

### STEERING WHEEL HOLDER AND PEDAL DEPRESSOR

- Holds the steering wheel, brake pedal, accelerator or clutch pedal in a desired position.
- Saves time and money by eliminating the need for two technicians to do one job.
- Easy to assemble, install and release – components slide into position.
- Fine adjustments can be made by using the hex adjuster.
- Locks in place by putting pressure against the seat.
- Virtually 100% coverage to fit all cars and trucks either between seat and steering wheel, or seat and pedal.
- Coated to prevent slipping and marring.
- Packaged in a blow-molded plastic case with a colorful point-of-purchase sleeve.
- Complete instructions included.



**66400**



APPLICATIONS	
<p><b>AS A STEERING WHEEL HOLDER, USE TO:</b></p> <ul style="list-style-type: none"> <li>• Securely hold the steering wheel for toe-in/toe-out work</li> <li>• Center the steering wheel</li> </ul>	<p><b>AS A PEDAL DEPRESSOR, USE FOR:</b></p> <ul style="list-style-type: none"> <li>• Tune-ups</li> <li>• Brake jobs</li> <li>• Fuel Injection cleaning</li> <li>• Alternator testing</li> <li>• Clutch work</li> <li>• Engine diagnosis</li> <li>• Setting RPM</li> <li>• Air conditioning work</li> <li>• Cylinder balance tests</li> </ul>

U.S. Patent No. 6,607,180

SEE PARTS PRICE LIST FOR REPLACEMENT PARTS

## 66000



## MAGNETIC CASTER/CAMBER GAGE

**66000** - Quickly determine causes of erratic steering and excessive tire wear without tying up valuable floor space and working capital. Use this magnetic gage on all vehicles to check caster and camber in 5 minutes on a rack, pit or as a portable floor unit. Easy to use—direct reading—no special schooling required, no calculations necessary. Equipment requires no extra space. The low cost can be amortized quickly and yield profitable results immediately.

Multi pole Alnico Magnet has built in cutter teeth to remove burrs on wheel hub surface. Precision gage has level vials which are internally ground with evenly spaced permanent markings. Provides micrometer accuracy. Vials are recessed to eliminate breakage. Gage is equipped with spring loaded centering plunger to pinpoint center of wheel. Readings are not affected by wheel runout, uneven rims or tire bulges. Supplied with full instructions and wheel alignment specifications for passenger cars, imported vehicles and light trucks. Packed in permanent protective metal storage box.

FUNCTION	SCALE RANGE
Camber	+8° to -8°, Numerically by degrees and in increments of 1/2°
Caster	+14° to -6°, Numerically by degrees and in increments of 1/2°
Kingpin	+20° to -20°, Numerically by degrees and in increments of 1/2°

## 66150



## CASTER/CAMBER GAGE ADAPTER

**66150** - Adapter for unusual wheels such as magnesium, Jeep and special foreign.

## 66160



## MAGNETIC TRANSFER ADAPTER

**66160** - Use in conjunction with our Cat. No. 66000, Magnetic Caster/Camber Gage. This adapter is designed to fit on many vehicles, including General Motors A, J and X Body cars, Chrysler K Bodies and all Ford vehicles with standard wheels. Eliminates the need to remove the spindle nut. The adapter is placed over the spindle nut making direct contact with the hub. Adheres to the hub magnetically when the Caster/Camber Gage is applied.


## 66170



## NO MAR RIM ADAPTER FOR MAGNETIC CASTER/CAMBER GAGE

**66170** - Designed to fit onto wheels that have wheel hubs which are difficult to engage. Will not mar mags, aluminum or custom wheels. Adapter is attached to the outside of the wheel felloe eliminating any possible damage.

## 66200



## WHEEL ALIGNMENT TURNTABLES (SET OF TWO)

**66200** - A companion aid to Cat. No. 66000. Engineered for modern cars and light trucks. Designed to handle all types of tires. Provides full 100° caster swing. Designed to be used as portable floor units or on stands, racks or pits. These turntables indicate accurate toe-out on turn angle of each wheel allowing the bottom of the wheel to turn freely while alignment adjustments are made. Use for caster and steering axis inclination measurement. Large dials are easily read from any angle and can be adjusted to zero starting position at any time. Ball bearings are enclosed in precision ground surfaces to simulate actual road conditions and allow for freedom of movement in all directions. Tapered pins hold plates firmly locked while vehicle is being driven onto turntable. Pins are attached with chain to prevent loss. Jacks are not necessary as turntables have non-skid design to minimize sliding. Supports 5,000 lbs. per wheel. Top plate motion is 3". Sold as set of two units. Shipping weight is 63 lbs. per pair. Dimensions 11" x 15" x 2".

## 61500

## 61600



## DUBY WHEEL ALIGNING GAGES

Instant and direct "toe-in, toe-out" reading for all vehicles. Inexpensive and easy to use. Simple instructions have metric conversion scale if required. Available in two sizes:



CAT NO.	APPLICATION	OPERATIONAL WIDTH RANGE
<b>61500</b>	Standard cars, trucks & buses	46" - 74"
<b>61600</b>	Standard & compact cars, light trucks	39" - 60"



## STRUT ALIGNMENT LEVEL

**61800** - Use this simple level to restore a vehicle's camber setting after strut repair or installation. Allows technician or customer to safely drive the vehicle before a more precise wheel alignment can be performed. More accurate than other methods. Also useful for repairs on CV joints, ball joints and tie rod ends.

Features include:

- Super strong magnet - mounts on brake rotor, spindle or steering knuckle.
- Easy to read, unbreakable bubble level.
- Camber settings from  $-3^{\circ}$  to  $+3^{\circ}$  for additional adjustment.
- Works on all vehicles equipped with MacPherson struts.
- Can remain on the vehicle during repair, or can be removed.
- Easy to use – 1. Simply place on rotor before repair and zero the level.  
2. Tighten the wing nut. 3. After the repair, push or pull on the strut until the level returns to the zero position.



61800



## TIE ROD END / BALL JOINT LIFTER

**61900** - This labor saving tool quickly separates tie rod ends and ball joints from suspension components. Eliminates broken grease reservoirs. No need for excessive hammering. Powerful lever action breaks loose even the most stubborn joints. Works on virtually all tie rod ends and compact car ball joints. Heavy duty, all metal construction. For use with hand tools only. Instructions included.



61900

## SLIDE HAMMER AXLE & HUB PULLER WITH YOKE

**66340** - Combination 10 lb. Slide Hammer and Hub Puller makes removing axles and hubs easy. Comes complete with flanged Pulling Yoke. Use to remove front and rear wheel drive axles. Can be used to remove flange type rear axles. The extra heavy 10 lb. weight reduces time and labor to make tough jobs easy. Vinyl handle provides for positive grip and shock cushioning. Slide weight specially designed for in-line impact and continued use without fatigue.



66340

## AXLE & HUB PULLER ADAPTER

**66320** - Convert your Cat. Nos. 80000, 81000 & 81100 to a Slide Hammer Axle & Hub Puller. Adapter accepts  $\frac{5}{8}$ "-18 female threaded pulling attachments. Thread onto Slugger shaft or any shaft having a  $\frac{3}{4}$ " NPSM thread to pull axles and hubs with ease. Solid steel construction. This is same adapter supplied with Cat. No. 66340. Replaceable bolt, nut and lock washer.



66320

## PULLING YOKE

**66330** - Use with slide hammer to remove rear axles on popular cars and most trucks with flange type axles. The bolt circle range is  $4\frac{1}{2}$ " to  $5\frac{1}{2}$ ". Slots permit use on axles with 4, 5 or 6 studs in the circle. Supplied with  $\frac{5}{8}$ "-18 lock nut.



66330

## SLIDE HAMMER AXLE & HUB PULLER

**66300** - Same as our Cat. No. 66340 without Pulling Yoke.



66300

**87965**



## EXTRA LONG STICKER SCRAPER

**87965** - Specially designed to access steep, sloping windshields and other hard-to-reach places. Excellent for corners and on curved surfaces. Supplied with 5 standard steel razor blades and 1 plastic blade. Use the plastic blade on laminated windows and plastic bumpers. The blade in the holder can be reversed for storage. The other blades store in the handle. Heavy duty construction. 16" overall length.

CARDED

**87940**



## 3 POSITION INSPECTION STICKER SCRAPER

**87940** - General purpose windshield and window scraper uses single edge razor blade. Can be used in three different lock positions to aid in cleaning windshields at corners and on curved surfaces. Blade section folds into handle and locks for safe storage. Supplied with blade. Replacement Blade Part No. 87960.

CARDED

**87950**



## INSPECTION STICKER SCRAPER

**87950** - A multi-purpose windshield and general window scraper. Use to remove inspection stickers as well as paint, varnish, etc. from all glass surfaces. Uses a regular single edge razor blade which is supplied. Replacement Blade Part No. 87960.

CARDED

**87960**



## 100 SINGLE EDGE RAZOR BLADES

**87960** - Durable razor blades for industrial use far surpass shaving blade quality. Keep handy for automotive and autobody application. Packed 100 per box.

**14200**



## KNIFE AND SCISSORS SHARPENER

**14200** - Quickly sharpens knives and scissors of all types. Can also be used on hatchets, scrapers and garden tools. Guard protects hand. Set of replaceable carbide inserts available as Part No. 14207.

CARDED



**14400**



## MAGNETIC PARTS DISH

**14400** - Prevents small parts, fasteners and tools from getting lost. Powerful magnet holds dish and contents in any position – even upside down! Soft, resilient base protects painted surfaces from being scratched. Dish is made of stainless steel and measures 1 1/8" deep by 6" diameter. This is a practical technician's aid for home or shop.

HANGABLE DISPLAY BOX

## WHEEL STEP

Use this portable “step” to access hard to reach places like engine compartments, van roofs and truck tops. Fits on the tire to provide added height. Will adjust to three positions vertically. Also has three positions for various wheel depths. Excellent for windshield repair work. For use on tires up to 9½” wide. Step has special diamond pattern for extra traction and comfort. Painted safety orange for high visibility. Easy to set up; folds for storage.

U.S. Patent No. 5,111,909

CAT. NO.  
19600

APPLICATION  
Mini vans, vans & trucks

TIRE RANGE  
14” – 20”



19600

## SPARK PLUG CLEANER

**18500** - Cleans any size spark plug quickly and effortlessly with internally controlled abrasive blasting. Uses ordinary air line pressure. Compressed air flows through special venturi mixing with abrasive to thoroughly clean spark plugs like new. Lever valve on outside of unit allows for blasting with abrasive/air mix or pure air only. Abrasive material is included and is silica free. Recommended air line pressure is 70–80 PSI; maximum 90 PSI. Instructions provided.

**18520** - Silica free abrasive packed ¼ lb. per bag.

**18530** - Silica free abrasive packed 1½ lbs. per bag.

**18540** - Silica free abrasive packed 5 lbs. per bag.



18500

## MIGHTY CUTTER

**14300** - Use in automotive, autobody, marine and aviation shops. Makes accurate, straight cuts with clean edges on rubber or plastic hose, PVC pipe and certain types of wire and wire cable. Easily handles up to 1½” O.D. material. Tempered steel blade will cut:

- Heater hose
- Fuel line hose
- Air conditioning hose
- Braided brake hose
- Copper tractor trailer cable
- Plastic side body molding trim
- 12 Volt battery cable

Replacement Blade Part No. 14303



CARDED

14300

## DE LUXE PARTS CLEANING BRUSH

**17210** - Best quality available. Made with crimped polypropylene bristles taper trimmed and gathered in plated steel ferrule. Rugged, solid handle built to last. Bristle length 3”. Overall length 11¾”.

CARDED



17210

## GRIME SCRUB BRUSH

- Gentle and effective cleaning action quickly removes grime.
- Special row of stiff bristles cleans under fingernails.
- Contoured handle for firm gripping.
- Use in the shop or at home.
- Bristles molded firmly in place.
- Durable and lightweight.

**SOLD AS A DISPLAY BOX** (Each Display Box contains 24 Grime Scrub Brushes)



17050

## DISC BRAKE CALIPER BRUSH

- For removal of brake dust and dirt from caliper shaft
- For use on vehicles with disc brakes
- Thin profile accesses narrow crevices
- Plastic handle with hang-up hole
- Heavy duty steel bristles
- Angled brush head for better access
- Comfortable handle grip

CARDED



17380

NEW

14800



## DOUBLE FLARING TOOL KIT

- Flares 5 sizes of copper, aluminum, soft steel and brass tubing:  $\frac{3}{16}$ ",  $\frac{1}{4}$ ",  $\frac{5}{16}$ ",  $\frac{3}{8}$ ",  $\frac{1}{2}$ "
- Includes:
  - Yoke with Sliding Handle, Bar Assembly and 5 Adapters.
- For double or single flares up to 45°.
- Full instructions provided.
- Supplied in a durable, plastic molded storage case.

14825

FROM  
T-2007A  
SUPP.



## BUBBLE (I.S.O.) FLARING TOOL KIT IN PLASTIC CASE

- Forms the International Standards Organization (I.S.O.) bubble flare used on Japanese, European and domestic vehicles.
- Works without having to remove the brake line from the vehicle.
- For 4.75mm, 6mm, 8mm and 10mm automotive tubing.
- Kit includes yoke with forcing screw and handle, four adapters, flaring bar and wrench with height gage.
- Supplied in a durable, plastic molded plastic storage case.

14850



## MINI TUBING CUTTER

- Cut thin-wall steel, plastic, copper and brass tubing from  $\frac{1}{8}$ " –  $\frac{5}{8}$ " O.D. (3-22mm).
- Produces smooth, clean cut.
- Compact size allows use in restricted areas.
- Cutter blade made from hardened steel.
- All metal construction.

CARDED

14860



## TUBING BENDER

- Bend  $\frac{3}{16}$ ",  $\frac{1}{4}$ ",  $\frac{5}{16}$ " and  $\frac{3}{8}$ " O.D. tubing without kinking or collapsing.
- Just place tubing in groove and pull the handle to the desired angle.
- Contoured handle with grip.

CARDED

14270



## 3 PIECE BRASS DRIFT PIN SET

- Contains 3 sizes of drift pin style brass punches.  $\frac{1}{2}$ " x 7",  $\frac{5}{8}$ " x 7" and  $\frac{3}{4}$ " x 8"
- Softer brass will not mar harder metal surfaces.
- Non-sparking.
- Knurled handles for better gripping.
- Supplied in a durable, vinyl pouch.

Always wear eye and face protection when using this product.

14290



## 4 PIECE BRASS PIN PUNCH SET

- Contains 4 sizes of drift pin style brass punches.  $\frac{1}{8}$ " x 4",  $\frac{3}{16}$ " x 4",  $\frac{1}{4}$ " x 4" and  $\frac{3}{8}$ " x 6"
- Softer brass will not mar harder metal surfaces.
- Non-sparking.
- Knurled handles for better gripping.
- Supplied in a durable, vinyl pouch.

Always wear eye and face protection when using this product.

## THE HOOKER

**13700** - Use to remove body clips, mouldings, windshield seals. Doubles as a cotter pin extractor. Use as a spring puller. Saves radiator hoses.


**13700**

## EXTRA LONG HOOKER

**13800** - An extra long version of the famous Hooker made of tough, spring steel, heat treated, tempered and plated. Newer cars and trucks have more equipment packed under the hood. Extra Long Hooker provides necessary longer reach with 4<sup>7</sup>/<sub>8</sub>" blade length. Remove radiator hoses from clamp. Pull cotter pins and other long reach jobs.


**13800**

## GREAT BIG HOOKER

**13810** - A "must" tool for accessing hard-to-reach places like lower radiator hoses. Extra long length. Special hook design makes cotter pin removal easy. Allows access where clearance is tight. Great for the removal of radiator hoses from inlets, outlets and clamps. Use to retrieve small parts; remove "O" rings, washers, body clips, moldings and windshield seals.


**13810**

Features include:

- 15" Overall length.
- Heat treated, nickel plated steel shaft.
- 11" Exposed shaft length.
- Use for pushing or pulling.

## BIG HOOKER SET

**13820** - Consists of Cat. No. 13800, Extra Long Hooker and Cat. No. 13810, Great Big Hooker. Two popular tools in one kit! Use independently or as a pair **The Hooker** best suited for your job. Where clearance is more open, use the Cat. No. 13800; in tight, hard-to-reach places, use the Cat. No. 13810. Great for the removal of radiator hoses from inlets, outlets and clamps. Excellent for cotter pin removal. Use on body clips, moldings and windshield seals. Retrieve small parts. Remove "O" rings and washers.


**13820**

Features include:

- Heat treated and plated.
- Use for pushing or pulling.
- Provides extended reach.

CAT.  
NO.

SHAFT  
DESCRIPTION

EXPOSED  
OVERALL  
LENGTH

LENGTH

**13800**  
**13810**

Extra Long Hooker  
Great Big Hooker

4<sup>1</sup>/<sub>2</sub>"  
8<sup>3</sup>/<sub>8</sub>"

9<sup>1</sup>/<sub>4</sub>"  
16"

## GREAT BIG HOOKER, JR.

- Special hook design for easy removal of cotter pins.
- Use for the removal of radiator hoses from inlets, outlets and clamps.
- Great for working in confined areas.
- Retrieve small parts. Remove "O" rings, washers, body clips, moldings and windshield seals.
- Use for pushing and pulling applications.
- Features include:
  - 11" overall length with 6" exposed shaft
  - Heat treated nickel plated shaft


**13840**

FROM  
T-2005B  
SUPP.

## HOSE REMOVAL TOOL

- Great for the removal of rubber hoses from inlets, outlets and clamps.
- Specially designed end makes hose removal easy.
- Large, comfortable handle.
- Hardened and plated shaft.
- 8<sup>1</sup>/<sub>2</sub>" overall length with 4" exposed shaft.


**13860**

FROM  
T-2007A  
SUPP.

**87250**



## ECONOMY HEAT GUN

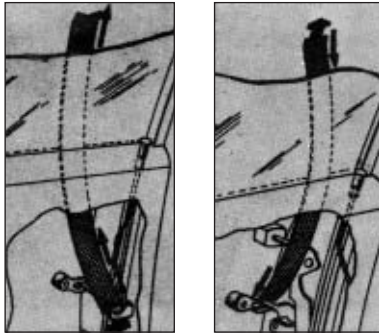
**87250** - This is an inexpensive, high performance, hot air source that delivers concentrated, heated air to the job. Use in autobody, automotive, industrial, marine, home, farm and numerous other applications. Has two heat selections: 750°F and 1,000°F. Only weighs 1.2 pounds. Operates on 120 volts, 10 amps, 1,200 watts. Contains no asbestos. U.L. and CSA listed. Full instructions provided for most all applications. Special purpose nozzles are available for easy attachment.

### ACCESSORY NOZZLES FOR ECONOMY HEAT GUN

PART NO.	DESCRIPTION	APPLICATIONS
87260	Pin Point Nozzle	Loosen rusted nuts and bolts. Heat gears and bearings. Bend plastic. Remove caulk.
87261	Flat Nose Nozzle	Remove automotive paint. Remove window putty.



**15500**



## DOOR UNLOCKING TOOL

**15500** - For vehicles having lock mechanisms accessible via the opening between the top of the door and the window glass. Full instructions provided for wide range of vehicle models. Overall length 24".

**12800**



## SCRAPER / PUTTY KNIVES

High carbon steel blade, heat treated, tempered and polished to a mirror finish. Full tang blade assembled to oak hardwood handle with a brass rivet and a brass eyelet. Easily removes rust, grease, filler, paint, undercoating and carbon. Flexible blades are ideal for spreading plastic body filler. Stiff blade has chisel edge for use where aggressive scraping is required.

**12810**



**12820**



CAT. NO.	BLADE WIDTH	DESCRIPTION
12800	1 1/4"	Flexible blade
12810	1 1/4"	Stiff blade with chisel edge
12820	3"	Flexible blade

**CARDED**

**12830**



## SCRAPER / PUTTY KNIFE SET

**12830** - Use this professional set for all purpose scraping and spreading. Easily removes rust, paint, gaskets and carbon. Ideal for spreading adhesives, body filler and compounds. High carbon steel blades are heat treated, tempered and polished to a mirror finish. Full tang blades are assembled to oak hardwood handles with a brass rivet and eyelet.

Contains one each of the following:

- 1 1/4" Flexible Scraper / Putty Knife
- 1 1/4" Stiff Scraper with Chisel Edge
- 3" Flexible Scraper / Putty Knife

**CARDED**

### UNIVERSAL HOOK & PICK SET


- Set has 7 different and distinct plated hooks and picks with high impact plastic handles.
- Excellent general purpose set for installing and removing “O” rings, seals and washers; pulling small fuses; retrieving small parts; aligning; scribing; piercing; removing radiator hoses; removing body clips, mouldings and window seals; extracting cotter pins and more.
- Two lengths of general purpose picks. Longer picks are 8½” overall length and shorter picks are 5¼” overall length.
- Supplied in a durable, plastic molded storage case.



13850

### MINI PICK, HOOK AND SCRIBE SET

**13900** - Four piece set of handy technician’s tools with many applications. Ideal for installing and removing “O” rings, seals and washers; pulling small fuses; retrieving small parts; aligning; scribing; piercing and more. Stainless steel blades have knurled area for better finger control. Overall length of tools is approximately 5”. Packed in molded organizer tray; fits in technician’s tool chest.




13900

CARDED

### PUNCH-ALL, UTILITY HOLE PUNCH

**14000** - All steel punch with heat treated, tempered 5” blade tapered from 1/8”. Ideal body technician’s aid for making quick holes in body dents and creases to speed up panel repair work. Easily pierces 1/8” thick steel. Many other utility and automotive uses as an awl, line-up drift pin, punch, scribe and center punch. Plated hex handle. Overall length 8”.



CARDED

14000

### DOUBLE POINTED SCRIBER / HOOK

- Has straight and 90° angle points.
- Heat treated, bright polished, high carbon needle steel points.
- Can be used for marking in areas with restricted space.
- 90° end can be used to retrieve small parts.
- Knurled aluminum handle for sure grip.




13950

### ROLLING HEAD PRY BAR (LADY’S FOOT)

**16025** - A useful pry bar for general automotive and autobody shops. Measures 1/2” round x 15½” long. Has long pointed taper. Forged from tool steel and plated.

CARDED



16025

### “ZIPPIE” TIRE VALVE REMOVER

**65000** - Slotted end for easy removal and quick replacement of tire valve cores. Tapered end has left hand threads to extract broken valve core.

CARDED



65000

### BATTERY FILLER

**14600** - Rubber bulb has 6 oz. capacity. Spout is long and flexible. Designed for long life and dependable service. Lightweight and easy to use. Made to resist acid and retain shape. Features a built in hang up hole. Always wear eye and face protection when servicing batteries.

CARDED



14600

14500



**SAFETY EYE GOGGLES FOR STANDARD USE**

14500 - Wear with confidence for all types of automotive and autobody repair work. Protects eyes from dust, spray, flying chips and other particles. Fits comfortably over prescription glasses and provides wider field of vision. Soft sides conform to all face shapes snugly. Can be worn comfortably for extended periods without pressure spots or irritation. Gives maximum ventilation and safety. Conforms to OSHA requirements ANSI Z87.1-1989. Space age polycarbonate lenses and adjustable head strap.

14540



**HEARING PROTECTOR**

14540 - Effective protection against noise. Ultra light – weighs only 5 oz. Economical. Low profile cups minimize snags. Extra wide and soft cushions provide superior comfort and acoustic seal. Low headband force maximizes comfort and long term wearability. Bright yellow earcups for high visibility. Earcups easily slide on headband to adjust for comfortable fit. Premium quality for long life. For over the head use. Noise Reduction Rating (NRR) is 21. Packaged in a hangable display bag.

Frequency in Hz	Mean Attenuation in dB	Standard Deviation in dB
125	14.0	3.1
250	15.8	2.1
500	26.6	2.8
1000	32.6	3.0
2000	34.8	3.3
3150	32.9	2.4
4000	36.0	3.4
6300	34.7	3.3
8000	35.8	4.7
NRR=21 ANSI S3.19-1974		


14700



**KNEE PADS**

14700 - Designed for the technician who must kneel at times to complete repair and service work. Thick foam padding takes the pain out of kneeling on hard surfaces. Lightweight and flexible, these knee pads provide comfort in a durable construction. Hard plastic caps make swiveling effortless and assure long life of pad. Easy to fasten with adjustable Velcro® straps. Sold as a set of two. **DISPLAY PACKAGED**

14720



**KNEELING PAD**

14720 - Provides unrestrained knee comfort. Protects clothing. Perfect for all technicians, insurance estimators and service advisors. Also great as a creeper cushion and seat cushion.

- Measures 23”L x 11”W.
- Generous 3/4” thick closed cell foam.
- Tough, non-slip laminate surface.
- Impervious to water, oils and other liquids.
- Convenient hang-up hole.
- Easy to clean.

24700



CARDED

**“ETCH-IT” ELECTRIC MARKING PENCIL**


24700 - Writes like a pencil. Etches and brands all metals permanently. Identify dies, equipment and tools. Operates on 6 or 12 volt battery or transformer. Tip advances with ball point pen like action. Heavy duty ground lead supplied. Fully insulated.

13000

13100

13200

13400



CARDED

**SPIN-A-RATCHET**

Use these fingertip spinners to pre-tighten nuts and bolts. Push into socket, spin to tighten position, put on ratchet and finish job. Cut labor time in ratcheting work. Available in 1/4”, 3/8” and 1/2” square drive sizes and as three piece set.

CAT. NO.	SIZE
13000	1/4”
13100	3/8”
13200	1/2”
13400	(set of above)



## HOSE CLAMP PLIERS SET

- One cross slotted jaw pliers and one wide flat band hose clamp pliers.
- For most ring type and flat band type hose clamps.
- Jaws rotate to access hose clamps from any angle and to provide better gripping action.
- Ratcheting locking mechanism holds clamps in open position for easy removal and installation.
- Steel construction with handle grips.

CARDED




19750

## TAPE MEASURE

- Dual color 25' / 7.5m scale graduated every 1/16" - 1mm and is easily readable.
- Two way locking feature – slide lock holds blade in position or side button holds blade temporarily from retracting.
- Industrial quality at economy pricing.
- Cushion cover provides non-slip grip and impact resistance.
- Case has belt hook and is bright yellow for high visibility.
- End hook riveted to 1" wide metal blade.

SOLD 12 PER DISPLAY BOX




15600

## WHEEL WEIGHT TOOL

- For the easy installation and removal of wheel weights.
- High impact plastic hammer face protects the wheel and the weight.
- The removal end has a shield to protect the wheel when the weight is removed.
- Tightens the wheel weight clip.
- For use on alloy and chrome wheels.
- Cushioned handle grips.

Replacement Hammer Face Protector Part No. 65202.

CARDED



65200

FROM T-2005B SUPP.

## SEAL PULLER

- Use to remove oil and grease seals on cars, SUV's and light trucks.
- Has 2 sizes of hook tips to fit most applications.
- Just insert the tip of the hook behind the seal and use leverage to remove.
- Heat treated, black oxide tips and chrome plated shaft.

Replacement Hook Part No. 31802

CARDED



31800

## IMPACT DRIVER SET

- Use to loosen and tighten screws, nuts and bolts.
- Includes 3/8" square x 5/16" hex bit holder.
- Driver is easily reversible for tightening applications.
- Special handle reduces risk of injury when striking driver with hammer.
- Set includes eight standard and long length interchangeable bits:

- #2 Phillips, 1 3/8" long 5/16" hex bit
- #3 Phillips, 1 3/8" long 5/16" hex bit
- 5/16" Slotted, 1 3/8" long 5/16" hex bit
- 3/8" Slotted, 1 3/8" long 5/16" hex bit

- #2 Phillips, 3 1/8" long 5/16" hex bit
- #3 Phillips, 3 1/8" long 5/16" hex bit
- 5/16" Slotted, 3 1/8" long 5/16" hex bit
- 3/8" Slotted, 3 1/8" long 5/16" hex bit

Always wear eye and face protection when using impact tools.

PACKAGED IN CLAMSHELL



14950

FROM T-2005A SUPP.

88000

**UNIVERSAL (RAILROAD) DOLLY**

**88000** - Every body technician uses this dolly for bumping, straightening, dinging and finishing various portions of body, door panels and fenders. Good variety of curves and angles, with two beading and flanging lips. Made of drop-forged steel.

88050

**TOE DOLLY**

**88050** - This large drop-forged steel model remains popular with body technicians. It has flat and low crown areas and is used in dinging flat surfaces and lower portions of hood. Good for close work.

88100

**WEDGE (COMMA) DOLLY**

**88100** - A useful drop-forged steel dolly for work behind brackets, braces and other reinforcements on roof, body, fenders and panels. Advantageous in modern body design. Easy to hold in difficult areas.

88150

**HEEL DOLLY**

**88150** - Popular for use in sharp corners and wide radii portions of panels and body. Made of drop-forged steel.

88160

**DOOR SKIN DOLLY**

**88160** - Thick rubber encapsulates the dolly to absorb shock and provide cushioning effect. Works well on newer, thinner sheet metal. Great for applying door skins. Weighted hard rubber to match weight of hammer. Moves the metal rather than stretching it.

89400

**DOOR SKIN TOOL KIT**

**89400** - Excellent combination kit to fold new door skins around the door frame. Cat. No. 88160, Rubber Heel Dolly absorbs shock and provides cushioning effect. Specially designed Cat. No. 89350, Door Skin Hammer easily folds the flange on door skins.

88175

**SPOON DOLLY**

**88175** - The most popular body repair specialty tool. Combines all the contours and weight of a dolly with the reach and maneuverability of a spoon. Use for forming, prying and caulking in those hard to reach places.

89725

**LIGHT SLAPPING SPOON**

**89725** - A handy aid for the body technician. Hit ridges directly or transfer blow with hammer. Flat surface absorbs and distributes blow evenly. Smooths out ridges uniformly without marring surface. Made of drop-forged steel.

**IMPORTANT — FOR YOUR SAFETY**

Our tools are of the best quality and should be used with confidence for the purposes intended and within their size ranges. **Always** keep hammer heads tight on their handles. **Never** strike cold chisels, punches or any other hardened objects with body hammers. **Always** wear safety eye and face protection, when striking objects.

### PICK AND FINISHING HAMMER

**89000** - Most popular body shop hammer. Designed to provide excellent balance for close-in work and finishing. Flat, round face, 1 $\frac{1}{4}$ " diam. Pencil point on 5 $\frac{1}{4}$ " drop-forged steel body.



### MEDIUM BUMPING & FINISHING HAMMER

**89050** - Good for close work and final finishing. Both faces flat. Round face 1 $\frac{3}{8}$ " diam. Square face 1 $\frac{3}{16}$ ". Overall 4 $\frac{1}{4}$ ". Drop-forged steel.



### BLUNT POINT & FINISHING HAMMER

**89100** - Use for small clearance jobs and low spots in high crown panels ... as well as general finishing work. Round flat face 1 $\frac{1}{2}$ " diam. Bullet point on 5 $\frac{3}{4}$ " body. Drop-forged steel.



### HEAVY DUTY SHRINKING HAMMER

**89150** - For all-around work and fast finishing. Will not stretch metal. Ideal for close quarters. Drop-forged steel body 5" overall. Round head has uniform serrated face 1 $\frac{5}{8}$ " diam. Square head is flat faced 1 $\frac{9}{16}$ ".



### CHISEL & FINISHING HAMMER

**89200** - This drop-forged steel hammer is a must for straight finishing and grooving jobs. Work on narrow fender beads with wedge shaped chisel cross peen. Round head has flat surface 1 $\frac{3}{8}$ " diam. 5 $\frac{1}{2}$ " overall length.



### HEAVY BUMPING & FINISHING HAMMER

**89250** - Very popular, reliable, drop-forged steel unit. Excellent for heavy gage truck fenders and panels. Well balanced, hit with confidence! Flat, round face 1 $\frac{1}{2}$ " diam. Flat, square face 1 $\frac{1}{2}$ ". Overall length 5".



### 7" STRAIGHT PICK HAMMER

**89300** - Drop-forged steel unit provides long reach to inaccessible or otherwise blocked areas. Has round, flat face 1 $\frac{7}{8}$ " diam. Pick finished to pencil point. Overall length is 8".



### DOOR SKIN HAMMER

**89350** - For high crown work and finishing, this drop-forged hammer is specially designed to reduce the time needed to fold the flange on door skins. Can also be used to reach the inner panels on vehicles.



### HICKORY HAMMER HANDLES WITH WEDGE

**89002** - Fits all hammers with blue head  
**89357** - Fits all hammers with black head



**BODY SPOONS**

A complete line of the most popular spoons used for autobody repair. All are made of high grade steel, drop-forged, heat treated and polished to high specifications. Equipped with our famous blue shock absorbing "Hang-It" soft cushion, vinyl grip with molded finger grasp and hole for hanging. Grip may be removed for end hitting.

**89600**



**HEAVY DUTY INSIDE SPOON**

**89600** - Long gentle curve reaches behind inner construction between panels which are close together for removal of dents and bumps. Use for molding panels and beadings. 15" overall length.

**89625**



**GENERAL PURPOSE SPOON**

**89625** - Use for slapping and surface metal finishing on fenders, quarter panels and trunk lids where blow is spread over full impact area. 15" overall length.

**89675**



**HIGH CROWN SPOON**

**89675** - Use inside where maximum curvature of damaged sheet metal is to be repaired. Excellent for prying out dents in narrow, curved spaces. 15" overall length.

**89700**



**PRY AND BUMPING SPOON**

**89700** - 3 Tools in 1! Combines high crown spoon with general purpose surface. Unique length provides leverage for prying and extra long reach. 27" overall length.

**17800**



**ABRASIVE BLASTER**

**17800** - Portable and efficient, this tool blasts off rust, scale, carbon, chemicals and paint with ease! Operates on standard compressed air. Has 1/4" NPT inlet. Supplied with 10 feet of hose and hardened steel nozzles - two with 13/64" I.D. and two with 1/4" I.D. Can also be used to blast plain air and/or liquids. Lightweight construction reduces fatigue. Produces a steady stream of abrasive without interruption regardless of height, distance and gravity. Operates with any grade of abrasive. Just place end of Pick-Up Tube in bag of abrasive. Requires 1.5 CFM up to 8 CFM of air at 60 to 150 PSI depending on nozzle size used.

**PARTS**

- 17804** — Jet Air Nozzle Adapter
- 17805** — Hex Key Wrench
- 17806** — 10 Foot Hose
- 17807** — Pick-Up Tube
- 17808** — Blaster Pistol
- 17812** — 13/64" Steel Nozzle
- 17813** — 1/4" Steel Nozzle

**18540**



**SILICA FREE ABRASIVE (5 LBS.)**

**18540** - This 5 lb. bulk package of silica free 80 grit abrasive makes purchasing abrasive more economical. Excellent media for abrasive blasting and spark plug cleaning. Some applications include removing rust, carbon and paint; etching glass; texturing wood and cleaning concrete and castings. For use with our Cat. Nos. 17800 and 18500 and similar equipment. Eye, respiratory and body protection should be worn when using abrasive blasting tools. Never aim blasting tools at anyone. Other sizes of abrasive are also available:

CAT. NO.	DESCRIPTION
<b>18520</b>	Silica free abrasive packed 1/4 lb. per bag
<b>18530</b>	Silica free abrasive packed 1 1/2 lbs. per bag

**ALWAYS WEAR EYE, RESPIRATORY AND BODY PROTECTION WHEN USING ABRASIVE BLASTING TOOLS. NEVER AIM BLASTING TOOLS AT ANYONE.**

### PORTABLE WORKBENCH

Designed to hold large parts such as bumpers, hoods, doors, fenders and glass. Can be moved easily and adjusted to desired height or width. Made of strong tubular steel with thick foam padding to protect painted parts and glass from being scratched. Rubber boots on legs prevent sliding. Folds up for easy storage. Supplied unassembled in UPS-able carton.



85800

CAT. NO.	CAPACITY RATING	ADJUSTABLE HEIGHT	ADJUSTABLE WIDTH	FIXED LENGTH	FOAM PROTECTOR PART NO.	RUBBER LEG BOOT PART NO.
85800	500 Lbs.	33"-44"	15"-34"	40"	85801	85804

### MECHANIC'S PORTABLE WORKBENCH WITH SLING

- Provides the strength of a workbench and the convenience of a parts tray all in one.
- Holds the tools, parts and fasteners used during assembly, disassembly and repair work.
- Extremely portable and lightweight – take directly to the worksite.
- Sling is easy to install – just wrap each Velcro end around the foam protector of the workbench and secure.
- Ideal for working on large parts such as bumpers, hoods, doors, fenders and glass.
- Features strong tubular steel; adjustable height and width; thick foam padding, rubber boots on legs to prevent sliding and ability to fold for storage.
- Supplied unassembled in UPS-able carton.



85850

85880

CAT. NO.	DESCRIPTION	CAPACITY	
85850	Workbench with Sling	500 lbs.	227 Kg
85880	Sling Only	75 lbs.	34 Kg

### WHEEL MASKERS

89950 - Maskers protect tires from overspray. One size fits all tires through 15". Heavy duty canvas securely locked in place by spring wire. Use again and again. Packed 4 maskers per set.



89950

### HEAVY DUTY CAULKING GUN

19300 - Push rod design quickly and easily dispenses a smooth flow of sealants and compounds from 1/10 gallon cartridges. Completely empties cartridge. Quick release trigger removes pressure and stops material flow. Epoxy coated steel and die cast construction. Durable and dependable.



19300


### AIR POWERED CAULKING GUN

19330 - Use this top quality air caulking gun to quickly and efficiently dispense a wide variety of caulking and sealants. The 8 1/2" long cylinder accommodates all standard caulking cartridges. The all metal body and rugged design ensure reliable, everyday operation. Instructions included. Air inlet size is 1/4" NPT Female. Air consumption is 4 CFM. Recommended operating pressure is 50-70 PSI. Caulking cartridge not included.



19330

81000



THE SLUGGER, HEAVY DUTY SLIDE HAMMER

...perfectly designed for the toughest repair applications.

8 BIG FEATURES

1. 10 lb. slide weight designed for in-line impact. Balanced for continued use without fatigue.
2. Special hand-fit weight for ease of work.
3. **The most complete set available! 10** of the latest and most modern engineered body pulling and pushing attachments. Consists of 16 different parts.
4. Dual hammer action for reverse or direct reconstruction blows.
5. Quick assembly for applied hook-ups on fender edges, bumper ends, rocker panels, aligning doors and door edges, hoods and hood hinges, trunk and trunk hinges, headlights and many more applications.
6. Rubberized hand-hold for good grip and safety.
7. All parts easily stored on permanent board.
8. Supplied with exclusive **lock nut** to keep attachments from rotating.

PART NO.	DESCRIPTION	PART NO.	DESCRIPTION
81001	SLIDE HAMMER	81021	OFFSET BLADE
81002	SLIDE SHAFT	81024	PIPE BLADE ASSEMBLY
81007	HAND GRIP	81025	PIPE BLADE
81009	SCREW PULLER ASSEMBLY	81026	DOUBLE COUPLING
81010	ADAPTER	81027	THIN HOOK
81011	NOSE CONE	81030	LARGE HOOK
81012	SCREW	81033	SMALL HOOK
81013	CHAIN HOOK ASSEMBLY	81036	STRAIGHT HOOK
81015	HOOK HOLDER	81039	CLAW HOOK
81016	GRAB HOOK	81042	LOCK NUT
81017	CHAIN	81043	DISPLAY BOARD
81020	COUPLING		

81100



THE SLUGGER IN A TOOL BOX

**81100** - An assortment of the most widely used Slugger parts packed in a handy metal tool box which can be locked for security.

PART NO.	DESCRIPTION	PART NO.	DESCRIPTION
81001	SLIDE HAMMER	81020	COUPLING
81002	SLIDE SHAFT	81021	OFFSET BLADE
81007	HAND GRIP	81027	THIN HOOK
81009	SCREW PULLER ASSEMBLY	81030	LARGE HOOK
81010	ADAPTER	81033	SMALL HOOK
81011	NOSE CONE	81039	CLAW HOOK
81012	SCREW	81042	LOCK NUT
81013	CHAIN HOOK ASSEMBLY	81132	METAL BOX & TRAY

80000



ECONOMY SLUGGER SET

**80000** - A basic set of the most popular Slugger hooks supplied in a carton without board or metal box. Allows new technician to get started with a quality set at significant savings. Additional Slugger parts can be added to set in the future.

### DENT PULLER AND SLIDE HAMMER

81400

**81400** - The largest selling and most economical body shop dent puller in the industry. 3 lb. slide weight is mounted on 1/2" plated steel shaft. Famous blue vinyl hand grip over steel handle reduces sting on technician's hands and provides 100% grip. Broached hex in nose cone locks pulling screw in place... ends breakage. Supplied with two hardened pulling screws and "L" puller hook fabricated of aircraft quality steel. Nose cone and shaft threads are 1/2"-20.



### JUNIOR SLUGGER SLIDE HAMMER DENT PULLER

81500

**81500** - The finest shop engineered heavy duty slide hammer with 3 lb. slide weight. Features a soft vinyl "Hang-It" handle grip for easy storage and shock cushioning. Special wide aircraft steel body hook is used to pull curls and creases in quarter, rocker, back and door panels. "L" hook, broached nose cone, two jam nuts and two hardened pulling screws are supplied. Designed for the professional body technician - a LIFETIME tool. Total weight is 5 lbs. Nose cone and shaft threads are 1/2"-20.



### MIDI-WEIGHT SLIDE HAMMER DENT PULLER

81200

**81200** - Provides excellent balance with 5 lb. slide weight on plated, solid, 5/8" shaft. Exclusive soft cushion vinyl grip with "Hang-It" hole absorbs shock. Broached nose cone locks puller screw firmly in place. Supplied with body hook of heavy duty aircraft steel for pulling out curled and creased edges and panels. Helps in aligning hood and trunk hinges. Heavy duty puller screw is extra long. Designed for that in-between job where the 10 lb. Slugger slide weight is too heavy and the pullers with 3 lb. weights are too light. Nose cone and shaft threads are 5/8"-18.



### THE TAPPER SLIDE HAMMER DENT PULLER

81600

**81600** - The ideal body panel puller for the do-it-yourselfer. The 2 lb. weight slides on plated shaft. Spade handle makes it easy to rotate tool and turn puller screw into body panel. Broached nose cone prevents puller screw from turning. Nose cone and shaft threads are 3/8"-24.



CARDED

### 6" RUBBER SUCTION CUP

81810

**81810** - Use to pull out sheet metal panel dents on doors, fenders and hoods. Steel handle and reinforced steel support plate allow for maximum pull. Release suction easily by lifting "lipped" edge.



SEE PARTS PRICE LIST FOR REPLACEMENT PARTS

15210



**1/8" STUBBY BODY PANEL DRILL BIT WITH DOUBLE ENDS**

Made of high speed steel for sheet metal. Have 135° split points for fast drilling without center punching. Double ended bit can easily be flipped in a drill for new drilling end. Packed ten drill bits in a hang-up plastic display vial.

18000



CARDED

**3/8" ROTARY SPOT WELD CUTTER**

18000 - Quickly removes spot welds holding sheet metal. Can also cut small access holes in sheet metal. Has double ended 3/8" blade and 1/4" arbor with retractable pilot. When one side of blade becomes dull turn blade 180° for fresh cutting surface. Blades interchange with other spot weld arbors. Arbor fits all 1/4" drills.

18025



**REPLACEMENT BLADES FOR 3/8" ROTARY SPOT WELD CUTTER**

18025 - Package of three 3/8" double ended cutting blades for Cat. No.18000.

18050

**MAINTENANCE KIT FOR 3/8" ROTARY SPOT WELD CUTTER**

18050 - Kit consists of three pilot pins and three springs for Cat. No. 18000.

15060

FROM T-2005B SUPP.



**TITANIUM MULTI-STEP DRILL**

- For sheet metal and other thin materials up to 1/8" thick.
- Has 13 hole sizes in 1/32" increments from 1/8" thru 1/2".
- Great for autobody repair.
- High speed steel with titanium coating for longer life.
- Double flute design for improved cutting action.
- No-slip shank fits all 1/4" drills.
- Automatically de-burrs drilled holes.
- No center punch needed to start.

87700



**JIGGLER WINDSHIELD AND REAR WINDOW REVEAL MOLDING TOOLS**

Remove clips holding windshield and rear window reveal molding. Double sided tool can be applied easily and allows for quick disengagement of molding clips. Rubber insert on tools protects glass from being scratched. Made from heat treated spring steel. A must for body and glass shops.


87800



CARDED

CAT. NO.	VEHICLE MAKE
87700	General Motors
87800	Ford Motor Co.

87920



CARDED

**WEATHERSTRIP MASKING KIT**

87920 - Lifts weatherstripping from metal surface to allow faster masking and preparation of the metal under the weatherstripping before painting. Eliminates paint lines. Prevents paint overspray. Makes painting and clean up easier. Kit includes a contoured installation tool with one 15' roll of 2mm plastic cord and one 15' roll of 4mm plastic cord. Complete instructions supplied.

- 87930 - One 15' roll of 2mm replacement plastic cord.
- 87935 - One 15' roll of 4mm replacement plastic cord.




## DOOR ALIGNER TOOL

82350

- Align car and truck doors with either bolted or welded hinges in seconds by using leverage.
- Quickly and easily mounts in place with no special tools.
- Patented feature pulls door against tool to prevent distorting the metal around latches.
- Curved handle allows access in restricted areas.
- Includes special pin for truck doors.
- High quality all steel construction.
- Painted safety orange for high visibility.

U.S. Patent Nos. 5,331,837 and 7,040,135.


Easily used in 4 steps:



1. Install



2. Tighten



3. Position



4. Adjust

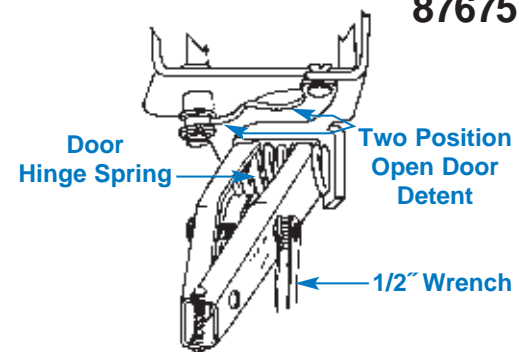


## DOOR SPRING TOOL

Use to remove and install the door hinge springs found on late model General Motors cars and light trucks (with larger diameter springs). Makes a hard job easy. Can be used with a 1/2" open end or ratcheting box wrench. Always wear eye and face protection.



CARDED



87675

## DOOR ALIGNER HINGE SPRINGER

87500

**87500** - Repair sprung doors on domestic and foreign made vehicles with box type door hinges in deep or shallow wells. Knurled surface prevents slippage. Use on front and rear door hinges and trunk lids.



CARDED

## BUFFING BONNET CLEANING TOOL

87975

**87975** - Extends life of all buffing pads and bonnets without taking them off the polisher. Cleans and revitalizes in one operation. Removes glazed surface and fluffs packed wool. Brings pads and bonnets back to like new condition in seconds. Minimizes washing. Wear eye protection.




CARDED

89890

**FLEXIBLE SANDING BOARD**

- For sanding rounded or flat surfaces.
- Smooth, hardwood handles are contoured for comfort and secured to flexible plastic base.
- Uses standard cut abrasive paper, 2<sup>3</sup>/<sub>4</sub>" x 17<sup>1</sup>/<sub>2</sub>".
- Lever style clamps hold paper firmly on cushioned base.
- For wet or dry sanding.

89900

**SANDING BOARDS**

The three most popular hand held sanding boards use standard size abrasive paper. Lever style clamps hold paper tightly in place. Smooth, hardwood handles are contoured for comfort and mounted on a sturdy rust-proof, aluminum base with cushioned bottom. Ideal for wet or dry sanding on any surface.

89910



**89900** - Uses standard cut abrasive paper, 2<sup>3</sup>/<sub>4</sub>" x 8".

**89910** - Uses standard cut abrasive paper, 2<sup>3</sup>/<sub>4</sub>" x 11".

89920



**89920** - Uses standard cut abrasive paper, 2<sup>3</sup>/<sub>4</sub>" x 17<sup>1</sup>/<sub>2</sub>".

89800

**5" SANDING BLOCK**

**89800** - Uses standard 3" x 8" sandpaper. Easy to affix paper to steel spikes molded into block. Holds paper securely. Use with wet or dry sandpaper on flat or curved surface.

CARDED

89810

**9" SANDING BLOCK**

**89810** - Same style as Cat. No. 89800, except uses standard 9" x 11" sandpaper cut in thirds.

CARDED

89820

**6" PALM SANDER**

**89820** - Flexible, round, palm sander fits comfortably in your hand. Use with 6" PSA sandpaper. Contours to flat or curved surfaces. When sander is turned 90° there is a new grit surface.

CARDED

89830

**6" VELCRO® PALM SANDER**

- Use with 6" Velcro®/Hook & Loop sandpaper.
- Flexible, round palm sander fits comfortably in your hand.
- Contours to flat or curved surfaces.
- When sander is turned 90° there is a new grit surface.

CARDED

## NIB FILES

Removes imperfections on paint jobs, such as dirt and runs, without respraying. Saves hours of labor. High quality, precision ground files assure uniform results without gouging. Easy to use – requires no special skill. Works on both primer coats and top coats. Use the coarse nib file for heavy imperfections. Use the fine nib file for tiny imperfections. For use on dry paint surfaces only.

CAT. NO.	DESCRIPTION
89780	Coarse Nib File
89790	Fine Nib File



89780



89790

89780  
89790

## FLEXIBLE BODY FILES

Use with file holder to remove and smooth metal and plastic body filler on flat and contoured surfaces. Heat treated for long life. Flexible and double sided with milled curved teeth. Has two mounting holes for use with file holder, Cat. No. 89770.

CAT. NO.	DESCRIPTION
89750	14" long, flat, 6 teeth per inch. For use with plastic body filler.
89760	14" long, flat, 9 teeth per inch. For use with plastic and metal body filler.



CARDED

89750  
89760

## ADJUSTABLE HOLDER FOR 14" FLEXIBLE BODY FILES

89770 - Fits all 14" flexible body files. Aluminum and steel construction. Turnbuckle design allows body file to be curved concave or convex. Files mount quickly and easily on holder with two mounting screws. For right and left hand use.



89770

## ABRASIVE DISC TRIMMER

94800 - A money saving device for the body shop. Trims the worn edges off used abrasive discs to the next smaller size and allows them to be reused. A 9" disc can be trimmed and reused 4 additional times before being discarded! Cuts either conventional round or multi-sided discs. Freshly trimmed discs run cooler and dissipate heat better. Tool has compound guide for Speed Lok and conventional discs. Mounted on sturdy work board with full instructions printed on board.




94800

## TUNE-UP KIT FOR ABRASIVE DISC TRIMMER

94850 - Kit consists of three important parts which may be required during the life of your Abrasive Disc Trimmer: Cutter Blade, Rubber Roller and Roller Pin.

CARDED



94850

87460



**WINDSHIELD REMOVAL KIT**

**87460** - This kit contains the basic tools and wire needed for removing even the most modern windshields. Makes a difficult job easy – even on acutely angled windshields. Supplied in a durable, vinyl pouch for store display and tool box storage.

Contains the following:

CAT. NO.	DESCRIPTION
87425	Braided, Golden, Windshield Cut-Out Wire
87435	Starting Tool for Windshield Cut-Out Wire
87440	Handles for Windshield Cut-Out Wire (Set of 2)

87440



CARDED

**HANDLES FOR WINDSHIELD CUT-OUT WIRE (SET OF 2)**

**87440** - Securely and safely holds windshield cut-out wire up to .035" diameter. Comfortable, contoured handles eliminate discomfort caused by wrapping wire around hands or a makeshift holder. Holds braided or solid wire. These handles enable cut-out wire to be pulled through adhesive with greater control and ease. Wedge design securely holds wire in place. Wire installs quickly and can easily be adjusted to different lengths. Specially designed to keep wire away from your hands and fingers.

87435



CARDED

**STARTING TOOL FOR WINDSHIELD CUT-OUT WIRE**

**87435** - This tool is designed to be extra long to push wire through the seal surrounding the new, modern windshields that are extremely sloped. Designed for today's acute angled windshields. Quickly pushes braided and solid windshield cut-out wire through the urethane seal. Easy to use – just insert the wire into the slot at the end of the tool and push through the urethane seal. The wire is now ready to cut the windshield away from the urethane seal. Great for use in vehicles where the urethane seal is recessed below the dash. Made from stainless spring steel. Slot in the tip keeps wire in place. Handle is contoured for comfortable gripping.

87425



CARDED

**BRAIDED, GOLDEN STAINLESS STEEL WINDSHIELD CUT-OUT WIRE**

**87425** - Braided design provides the fastest cutting action possible. Quickly slices through urethane and silicone windshield adhesives. Each braided helix of this wire acts like a cutting saw tooth. Made of stainless steel, 72 feet per hank. Wear eye protection and work gloves when using cut-out wire.

87625



CARDED

**WINDSHIELD CUT-OUT WIRE**

Strong flexible piano wire used to remove whole windshields. Cuts the sealant holding glass to the vehicle body on gasketless windshield installations. Wear eye protection and work gloves when using cut-out wire.

CAT. NO.	DESCRIPTION	APPROXIMATE LENGTH
87625	1/3 Pound Hank	200 Feet

87900



CARDED

**WINDSHIELD REMOVING TOOL (COLD KNIFE)**

**87900** - Use to remove windshields, backlights and bonded backlights. Cuts the sealant around windows with specially designed tempered steel blade. **Extra blade supplied with each tool.** Pull handle provides additional leverage. Replacement Blade Part No. 87902.

87880

87890



**URETHANE CUT-OUT KNIVES**


- Cuts the urethane bond holding windshield.
- Light-weight, rigid aluminum shank with vinyl grip.
- Use standard utility knife blade which is easily replaced.
- Blade held firmly in place by a steel plate and pin.
- Includes two blades (Replacement Blade Part No. 87884).

CAT. NO.	LENGTH	DESCRIPTION
87880	18"	Standard Length
87890	24"	Extra long for vehicles with extremely sloped windshields

## 1/4" SUPER DUTY RIVETERS

- Easily sets five sizes of aluminum and steel rivets: 1/8" (3.2mm), 5/32" (4.0mm), 3/16" (4.8mm), 7/32" (6.0mm) and 1/4" (6.4mm).
- Versatile and easy to use.
- Long handles for greater leverage.
- Comfortable handle grips.
- Metal construction and simple design with few moving parts to ensure years of service.
- Lightweight plastic bottle catches rivet stems.
- Nosepieces thread into handles for convenient storage.

CAT. NO.	DESCRIPTION
19800	2 1/4" nose reach for standard use
19830	5 3/4" nose reach to access deep recesses such as grills, bumpers and window regulators



FROM T-2007B SUPP.

19800

19830

## EXTENDED NOSE KIT FOR CAT. NO. 19800

- Replaces the original nose on the Cat. No. 19800, Super Duty Riveter.
- Installs quickly and easily.
- With the new nose length of 5 3/4", the riveter easily reaches into recesses such as grilles, bumpers and window regulators.



FROM T-2007B SUPP.

19820

## HEAVY DUTY HAND RIVETER KIT WITH 40 RIVETS

**19200** - Use this heavy duty hand riveter to set 3/32", 1/8", 5/32" and 3/16" rivets quickly and easily. Sets up to 3/16" steel or aluminum rivets. Comes with 4 nosepieces which are mounted on the Heavy Duty Riveter. Nosepieces are easily interchangeable by using wrench provided with tool. Wrench stores in cushion molded handle grip. Riveted connections are strong and do not come loose with vibrations. Use rivets instead of screws and bolts, brazing, soldering and welding. A starter assortment consisting of 10 each 3/32", 1/8", 5/32" and 3/16" rivets is included. Durable and comfortable to use.

CARDED



19200

## RIVET TOOL FOR PLASTIC RIVETS

- Sets most plastic rivets in one stroke without re-gripping.
- Won't damage painted, plated or easily marred surfaces.
- Long reach design accesses areas not accessible with lever type tools.
- Sets all sizes using a single nosepiece.
- Lightweight tool is designed for one hand operation.
- All metal construction.
- Not for use with metal rivets.



FROM T-2005B SUPP.

19400

DISPLAY PACKAGED

**87820**



**TACK PULLER**

**87820** - Use to lift and remove upholstery and trim clips, staples, nails and brads. Comfortable, contoured handle. Rust resistant, zinc plated shaft. Rugged construction. 7<sup>3</sup>/<sub>4</sub>" Overall length.

**87810**



**UPHOLSTERY CLIP REMOVAL TOOL**

**87810** – It only takes a few seconds to easily and safely remove upholstery and trim clips on doors, dashboards and consoles. Does not mar panel surface. Universal design removes both plastic and metal clips of various shapes and sizes. Eliminates broken fasteners. For use on cars and trucks. Easy to use, just insert and pry.

Features include:


- Comfortable, contoured handle.
- Rust resistant, zinc plated shaft.
- 9" Overall length.
- Rugged construction.

**87650**



**TRIM PAD REMOVAL TOOL**

**87650** - Remove the plastic trim pad fasteners used on General Motors cars since the early 1970's. Does not damage trim pad or fasteners. They can be fully reused. The tool reaches under the trim panel and pries against hidden surfaces without breakage or scratching paint. Works equally as well on metal trim pad fasteners used on Ford, Chrysler and other cars.



**87600**



**EE-ZEE WINDOW REGULATOR AND DOOR HANDLE CLIP REMOVER**

**87600** - Instant removal of door handle and window regulator clips. End damage to upholstery and escutcheon plate. Standard for all Ford, General Motors and American Motors models.

**87615**



**UNIVERSAL WINDOW REGULATOR AND DOOR HANDLE CLIP REMOVER**

**87615** - Quickly and easily removes window regulator arm and door handle on most vehicles. One end fits retaining clips on General Motors, Ford and American Motors. Other end is sized for Chrysler and some later American Motors models. Prevents damage to upholstery and escutcheon plate.

**ALL ITEMS ON THIS PAGE CARDED.**

**BARREL PUMPS**



FROM  
T-2007C  
SUPP.



FROM  
T-2007C  
SUPP.



**17550**  
**17560**  
**17570**

**17550  
LIFT ACTION BARREL PUMP**

- Lift action handle dispenses approximately 1½ pints per complete stroke
- Use to transfer petroleum based fluids such as lubricants, anti-freeze, solvents, thinner and other non-corrosive liquids
- Teflon® seal
- Fully adjustable suction tube fits 15, 30 and 55 gallon drums
- Plated steel construction
- Curved discharge spout is removable
- Bung adapter fits all standard drums

**17560  
LEVER BARREL PUMP**

- Fits 15 – 55 gallon drums with 1½" or 2" bung openings
- For use with petroleum based non-corrosive fluids
- Curved discharge spout
- Long lasting Viton® seal
- Dispenses approximately 10 oz. per stroke
- Telescopic suction tube adjusts from 19" to 35"
- Zinc die cast head
- Cushioned hand grip

**17570  
ROTARY BARREL PUMP**

- Fits 15, 30 & 55 gallon drums with 2" bung opening
- Dispenses 1 gallon per 12 revolutions
- Heavy duty cast iron body
- Curved discharge spout
- For use with petroleum based non-corrosive fluids
- Long lasting Viton® seals
- 3 piece rigid steel suction tube with inlet filter
- Handle swivels for cranking ease

All Barrel Pumps are individually boxed. Not for use with water.

**PAIL PUMP**

**17500** - Fits all 5 and 6 gallon pails. Easily dispenses fluid with lift action. For use with all non-corrosive liquids. Teflon® seal designed for use with thinner. Fully plated, steel construction. Dependable and long lasting.



**17500**

CARDED

**DRUM FAUCET**

**17650** - For use with all petroleum products, lacquers, varnishes, thinners, alcohol and auto anti-freeze. Push lever control. Drum faucet is ¾" NPT Male. Zinc plated inside and outside for improved corrosive resistance. Has nylon valve for longer life and better seal on thin liquids. Automatically self closing. Can be padlocked only in closed position. Not for use with trichlor ethylene and other chlorinated products or detergents and water solution chemicals.



**17650**

CARDED

**17370**



**BUCKET OF EASY GRIP BRUSHES**

- Contains 12 each of the most popular brushes – brass, nylon and stainless steel bristles.
- Economically priced right.
- Excellent for all types of cleaning applications.
- Each brush is 3 x 7 rows with a hang-up hole in the handle. 7" overall length.
- For use with cleaning solvents, thinners and chemicals.
- Use the brass and stainless steel brushes where aggressive action is needed. The nylon brush is used for milder cleaning action.
- Polypropylene handles are molded for easy gripping.
- Specially designed narrow head fits into hard to clean areas.

**17170**



**EASY GRIP BRUSH SET**


**17170** - Contains one each of the most popular brushes - brass, nylon and stainless steel bristles. Use the brass and stainless steel brushes where aggressive action is needed. The nylon brush is used for milder cleaning action. Polypropylene handles have been molded for easy gripping. Specially designed narrow head fits into hard to clean areas. Each brush is 3 x 7 rows and has a hang up hole in the handle. For use with cleaning solvents, thinners and chemicals. Excellent set for all types of cleaning applications. Overall length of each brush is 7".

Above brushes are also available individually:

**CARDED**

CAT. NO.	DESCRIPTION
17180	Easy Grip Brass Brush
17185	Easy Grip Nylon Brush
17190	Easy Grip Stainless Steel Brush

**17000**



**DISPLAY PACKAGED**

**BRUSH SET FOR SPRAY GUN ORIFICES**

**17000** - Specially designed brushes for cleaning the small air passages on air caps and fluid tips. Can also be used on small orifices found on engines, such as throttle bodies and carburetors.

Set includes:

- 5 brushes with the following diameters: .0625", .094", .125", .156" and .187".
- Durable nylon bristles for long lasting use.
- Convenient wire ring holder keeps set intact.

**17280**




**SPRAY GUN CLEANING KIT**

**17280** - Kit contains all necessary brushes and tools to effectively clean spray guns including new HVLP paint spray guns. Can also be used to clean gravity feed, siphon and undercoating guns. Safe to use with chemicals and solvents. Brushes are used to clean threads, air passages and recesses of gun body. Special pick probe is provided for cleaning air caps. Kit includes five different brushes, pick probe, five wooden picks and a container of gun lube.

**CARDED**

**17240**



**SET OF 3 CLEANING BRUSHES FOR SPRAY GUNS**

**17240** - Three brushes for all types of internal and external cleaning jobs packaged together on a single display card. Use to clean paint spray guns, striping tools, touch up guns, air brushes, air undercoating guns and other tools. Can be used with all types of cleaning solvents. Impervious to paints and paint thinner.

Above brushes are also available individually:

CAT. NO.	DESCRIPTION
17250	External Spray Gun Cleaning Brush
17260	Fluid Tube Spray Gun Cleaning Brush
17270	Spray Gun Body Brush

**CARDED**



## AUTOBODY SKINNER BRUSH AND ARBOR

**17220** - An excellent aid for all technicians. Wire bristles are encapsulated in a special material to extend brush life and promote aggressive brush action. Quickly gets down to bare metal. Great for use in confined areas and for removing paint before spot welding. Fits any 1/4" drill. Maximum safe speed 18,000 RPM. Always wear eye protection.

**17230** - Replacement brush only

**17235** - Arbor only

CARDED



17220

## END BRUSHES

True technician's aids! Use to remove paint, carbon, rust, corrosion and weld scale. Excellent for body surface preparation. Made with 0.020" high fatigue resistant steel wire. 1/4" shank fits all portable drills. For best brushing results do not operate over 8,000 RPM. Maximum safe speed 20,000 RPM. Always wear safety eye protection.

### CIRCULAR FLARED

**17100** - For side cleaning action and close corner work. Will not score bottom of blind holes. Made of crimped steel wire.

CARDED




17100

### SOLID END

**17110** - Removes carbon from cylinder heads, valve ports and pistons quickly. Made of crimped steel wire.

CARDED



17110

### HOLLOW END KNOT

**17120** - Use in severe applications to remove deep rust, weld splatter, scale and heavy carbon deposits.

CARDED



17120

## 2 1/2" WIRE CUP BRUSH

**17130** - Made of fatigue resistant, .014" crimped steel wire. This brush is used for numerous autobody and engine applications. Removes paint, carbon, rust and corrosion. Cleans pitted surfaces and gasket residue. Has 1/4" shank and fits all electric drills. Maximum safe speed 5,000 RPM.

CARDED



17130

## SCRATCH BRUSHES

Use to remove paint, rust, dirt, scale, solder and chips. Made from 30 gauge, oil tempered steel wire and secured in smooth, hard wood handle curved to give best cleaning angle. Length 13 11/16".

### STANDARD SCRATCH BRUSH

**17150** - Most widely used model with 3 x 19 bristle rows. Bristle trim length 1 3/16".

### DE LUXE SCRATCH BRUSH

**17160** - This premiere scratch brush has 4 x 19 rows of bristles, 1/3 more than standard. Bristle trim length 1 3/16".



17150

17160

## ALL PURPOSE ECONOMY PAINT BRUSHES

These brushes are made from pure hogs hair bristles held to a natural hardwood handle by a plated steel ferrule. Brushes are unaffected by chemicals, grease, oils and thinners found in garages and body shops. Excellent for application of compound, glues, fiberglass, undercoating, grease, oil, paint and paint removers. Also use for parts cleaning.


CAT. NO.	WIDTH
17300	1/2"
17310	1"
17320	1 1/2"
17330	2"
17340	2 1/2"
17350	3"
17360	4"



82350

DOOR ALIGNER TOOL

- Align car and truck doors with either bolted or welded hinges in seconds by using leverage.
- Quickly and easily mounts in place with no special tools.
- Patented feature pulls door against tool to prevent distorting the metal around latches.



- Curved handle allows access in restricted areas.
- Includes special pin for truck doors.
- High quality all steel construction.
- Painted safety orange for high visibility.

U.S. Patent Nos. 5,331,837 and 7,040,135.

Easily used in 4 steps:

1. Install



2. Tighten



3. Position



4. Adjust



71300

BODYMAN'S TOOL DISPLAY BOARD




QTY.	CAT. NO.	DESCRIPTION
1	88000	UNIVERSAL (RAILROAD) DOLLY
1	88050	TOE DOLLY
1	88100	WEDGE (COMMA) DOLLY
1	88150	HEEL DOLLY
1	88175	SPOON DOLLY
1	89000	PICK & FINISHING HAMMER
1	89050	MEDIUM BUMPING & FINISHING HAMMER
1	89100	BLUNT POINT & FINISHING HAMMER
1	89150	HEAVY DUTY SHRINKING HAMMER
1	89200	CHISEL & FINISHING HAMMER
1	89250	HEAVY BUMPING & FINISHING HAMMER
1	89300	7" STRAIGHT PICK HAMMER
1	89625	GENERAL PURPOSE SPOON
1	89725	LIGHT SLAPPING SPOON

- Board measures 24" x 32".
- All hooks for hanging products and board included.
- All hooks have rounded ends for safety.
- Board and products are shipped together in a single carton via UPS.
- Board is labeled showing exact location of each product and hook.
- Easy to restock. "SOLD OUT" message under each product shows catalog number and description.
- Board and hardware are absolutely FREE. You only pay for the products.

71400

TOOL AID PRODUCTS DISPLAY BOARD



**71400** - Custom design your own 24" x 32" Tool Aid Display Board and watch sales increase. All hanging hardware, an assortment of peg board hooks and "sold out" labels showing location of tools are included.

**WD's** - Use the #71400 to highlight your best movers in a program built to your specifications. Tell us what products you want to have displayed and we will do a layout for you. Tool Aid will package the board, tools, product location labels and hardware all in one box for the cost of the tools. Contact your sales representative or Tool Aid for details.




13840  
Great Big Hooker, Jr.  
Page 45



13860  
Hose Removal Tool  
Page 45



14825  
Bubble (I.S.O.) Flaring  
Tool Kit  
Page 44



14950  
Impact Driver Set  
Page 49



15060  
Titanium Multi-Step  
Drill  
Page 56




17560  
Lever Barrel  
Pump  
Page 63



17570  
Rotary Barrel  
Pump  
Page 63



18929  
Die Set for Spark  
Plug Terminals  
Page 25




19400  
Rivet Tool for  
Plastic Rivets  
Page 61



19800  
1/4" Super Duty Riveter  
Page 61



19820  
Extended Nose Kit for  
Cat. No 19800  
Page 61



19830  
1/4" Super Duty  
Riveter with  
Extended Nose  
Page 61




23970  
In-Line Spark Checker  
Kit for Recessed Plugs  
Page 17



27300  
Hvy. Duty Circuit Tester  
with 12' Retractable  
Wire & Alligator Clip  
Page 22



32100  
Electronic Stethoscope  
Page 16



34010  
Compression Test  
Adapter for Ford  
Triton Engine  
Page 12




35400  
Diesel Tester Adapter  
for Volkswagen TDI  
Page 15



35500  
Diesel Tester Adapter  
for 8mm Kubota  
Page 15



35550  
Diesel Tester Adapter  
for 10mm Kubota  
Page 15



35600  
Diesel Tester Adapter  
for 5.9L Cummins  
with 24 Valve  
Electronic Injection  
Page 15




35650  
Diesel Tester Adapter  
for 6.0L Ford  
Page 15



36350  
In-Line Spark Checker  
for Recessed Plugs,  
Noid Lights and IAC  
Test Lights Kit  
Page 19




58000  
Universal Master Fuel  
Injection Pressure  
Test Kit with 3 1/2" Gage  
& Quick Couplers  
Page 4



58600  
11mm & 16mm  
Fuel Rail Pressure  
Test Adapter Kit  
Page 5



58670  
Honda Pulse Dampener  
Adapter  
Page 5



65100  
Tire Inflator with Gage  
Page 30



65200  
Wheel Weight Tool  
Page 49



91140  
Long Pneumatic  
Hammer  
Page 32



91950  
2" Wide Pneumatic  
Scraper  
Page 33



91975  
3/4" Pneumatic Cold  
Chisel x 18" Long  
Page 33

**DIAGNOSTIC  
 PAGES 4-19**



**ELECTRICAL  
 PAGES 20-26**



**AIR LINE  
 ACCESSORIES  
 PAGES 27-37**



**SUSPENSION  
 & ALIGNMENT  
 PAGES 38-41**



**HAND TOOLS  
 PAGES 42-49**



**COLLISION  
 REPAIR  
 PAGES 50-66**



**TOOL AID** **TOOL AID**<sup>®</sup>  
*PROFESSIONAL AUTOMOTIVE TOOLS*

S & G TOOL AID CORP.  
 43-53 EAST ALPINE STREET, NEWARK, NJ 07114  
 973-824-7730  
 TOLL FREE 800-888-2080 FAX 973-621-7132  
 www.toolaid.com



DISTRIBUTED BY:

# NEW & RECENT PRODUCTS CATALOG SUPPLEMENT

## HEAT SHRINK TUBES ASSORTMENT

- Versatile heat shrink tubes for use in a wide variety of applications in automotive, marine, electrical, industrial, home and more
- 160 assorted pieces in 8 sizes and 5 colors
- Easily shrinks with a Heat Gun or other heat source
- Protects solder joints and wires
- Forms a secure bond over smooth and irregular shapes
- Excellent for insulation, strain relief, abrasion shielding and corrosion protection
- Shrink tubes made of polyolefin material
- Ideal for color coding and bundling
- 2:1 shrink ratio

Assortment includes:

DIAMETER	QUANTITY
3/32"	25
1/8"	35
3/16"	35
1/4"	35
3/8"	10
1/2"	10
5/8"	5
3/4"	5



**23250**  
**NEW**

## REPLACEMENT PACKAGES OF HEAT SHRINK TUBES

Heat Shrink Tubes are available by size in mixed colors per poly bag:

CAT. NO.	DIAMETER	QUANTITY PER POLY BAG
<b>23260</b>	3/32"	25
<b>23261</b>	1/8"	25
<b>23262</b>	3/16"	25
<b>23263</b>	1/4"	25
<b>23264</b>	3/8"	10
<b>23265</b>	1/2"	10
<b>23266</b>	5/8"	10
<b>23267</b>	3/4"	10



**23260**  
**23261**  
**23262**  
**23263**  
**23264**  
**23265**  
**23266**  
**23267**  
**NEW**

## BLOW GUN & TIRE INFLATOR COMBINATION

- 2 in 1 blow gun
- Specially designed combination safety nozzle for tire inflation and general purpose air blowing
- High impact, plastic handle with hang up hooks
- Lever action
- Lightweight
- Specifications:
  - 90-120 PSI operating range
  - Air consumption at 90 PSI using 1/4" hose is 13 CFM and using 3/8" hose is 15 CFM
  - 1/4" NPT female brass air inlet
- To use as a tire inflator, a minimum of 90 PSI is required



**CARDED**

U.S. Patent No. 6,213,411

**Always wear eye and face protection when using this product**

**99210**  
**NEW**

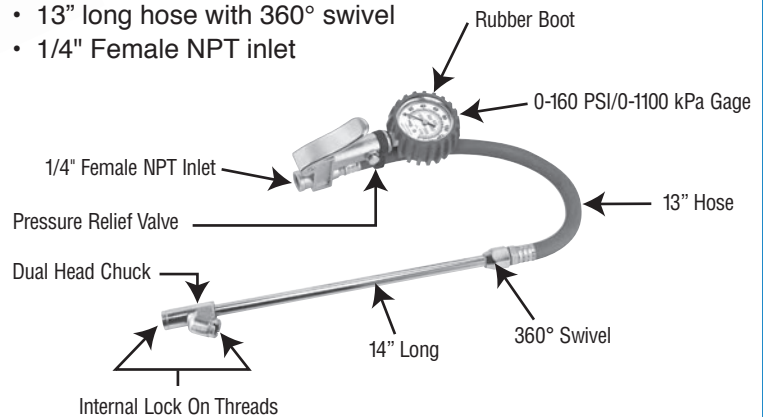
65130



CARDED

## TRUCK TIRE INFLATOR WITH DIAL GAGE

- Extra long reach 14" dual head chuck with internal lock on threads inflates in both straight and offset positions
- Easy to read, dual calibrated scales (0 - 160 PSI and 0 - 1100 kPa)
- Protective rubber boot surrounds dial gage
- Corrosion resistant brass pressure relief valve
- Ideal for use with heavy duty trucks, buses, RV's and motor homes
- 13" long hose with 360° swivel
- 1/4" Female NPT inlet



65120



CARDED

## TIRE INFLATOR WITH WINDOW GAGE

- Easy to read gage is calibrated from 10 – 120 PSI in 2 lb. increments
- Three function lever:
  - Inflates tire
  - Reads pressure
  - Releases air
- 6" Chrome plated dual head chuck
- Magnifying window lens
- 360° swivel between 15" air hose and 6" chrome plated dual head chuck
- Corrosion resistant brass valve
- Durable aluminum body construction
- 1/4" NPT Female air inlet

65140



CARDED

## TIRE TREAD DEPTH GAGE

- Quickly and easily measures the remaining tread on a tire
- Use to detect unusual tire wear patterns
- Sliding gage measures in inches and millimeters (3 sides measure 0 - 1" in 1/32" increments and 3 sides measure 0 - 25mm in 1mm increments)
- Plated finish with handy pocket clip

## LONG REACH ANGLED NOZZLE BLOW GUNS

- Specially designed angled nozzle accesses hard to reach places
- Ideal for cleaning applications
- Ergonomically designed for better comfort & air control
- High impact, insulated plastic handle has hang up slot
- Lever action
- Lightweight
- Rubber Nozzle prevents surface damage & is replaceable (Part No. 99402)

### Specifications:

- 90 - 120 PSI operating range
- -40° to 176° F (-40° to 80° C) temperature range
- Air consumption 5 CFM at 90 PSI using 1/4" hose
- 1/4" NPT Female brass air inlet

CAT. NO.	DESCRIPTION
99400	4" Long Reach Angled Nozzle Blow Gun
99410	13" Long Reach Angled Nozzle Blow Gun
99420	20" Long Reach Angled Nozzle Blow Gun

Always wear eye & face protection when using these products



U.S. Patent No. 6,213,411

CARDED

## TIRE VALVE CORE TOOL

- Removes and installs tire valve cores
- Sure grip handle makes tool easy and comfortable to use
- Shaft extends 2" beyond handle
- 5 1/2" overall length



CARDED

99400  
99410  
99420

99400

99410

99420

65150

19780



CARDED

**HOSE CLAMP PLIERS SET**

- Use to clamp fuel injection, brake, vacuum and cooling systems hoses
- Includes one each small, medium and large Hose Clamp Pliers in high visibility yellow
- Smooth, rounded jaws prevent hose damage
- Lightweight and non-metallic
- Locks in closed position
- Fast and east to use

Hose Clamp Pliers are available individually bulk packed:

CAT. NO.	DESCRIPTION	RANGE
19790	Small Hose Clamp Pliers	1/8" – 5/16"
19791	Medium Hose Clamp Pliers	1/2" – 3/4"
19792	Large Hose Clamp Pliers	3/4" – 2 1/4"

89500



CARDED

**SPOT WELD BUSTER SET**

- Two piece set quickly separates spot welded panels without damage
- Easy to use – just drill out the spot weld, drive the blade between the panels and hit with a hammer
- Hardened steel
- Saves time
- Cushioned grip for comfort

Spot Weld Busters are available individually bulk packed:

CAT. NO.	DESCRIPTION
89510	Straight Spot Weld Buster
89520	90° Spot Weld Buster

66180



**LARGE WHEEL NO MAR RIM ADAPTER FOR MAGNETIC CASTER/CAMBER GAGE**

- Designed for large wheels with 20" to 28" rims that have wheel hubs difficult to engage
- Makes it quick and easy to use a magnetic gage on truck aluminum or custom wheels
- Will not mar aluminum or custom wheels
- Adapter is attached to the outside of the wheel felloe eliminating any possible damage
- For use with our Cat. No. 66000, Magnetic Caster/Camber Gage

17390  
NEW



86S

CARDED

**LACQUER RESISTANT DELUXE PARTS BRUSH**

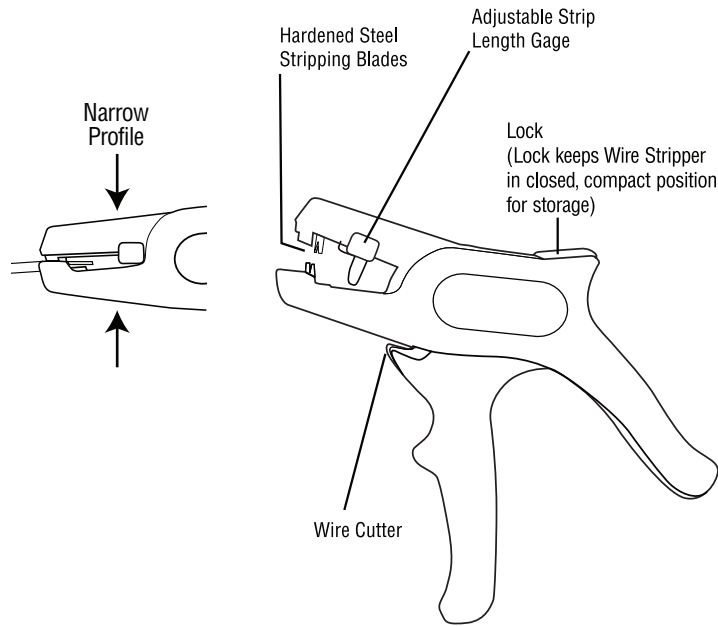
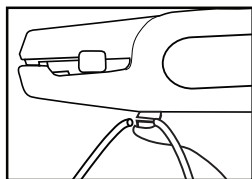
- Excellent for cleaning motors, machinery and metal parts
- For use with lacquer thinner
- Polyester bristles taper trimmed and joined to solid handle by a plated steel ferrule
- Overall length 11"
- Bristle length 2 3/4"
- Brush diameter 1 1/8"



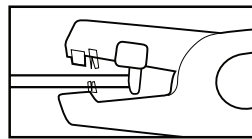
## WIRE STRIPPER FOR RECESSED AREAS

**19100**

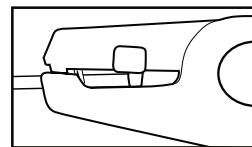
- Narrow profile can easily access limited and hard to reach areas
- Strips 22-12 gage single or multiple stranded conductor wire
- Automatically adjusts to wire size
- Adjustable strip length gage
- Built-in wire cutter
- Lightweight and easy to use


**Easy to use:**


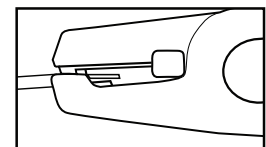
1. To cut wire, place wire to desired length between cutter blades and squeeze handles.



2. Place wire between jaws to desired strip length. Use either the adjustable gage or the scale for reference.



3. Squeeze handles tightly. Wire is held securely by the front jaws while the insulation is lightly cut by the stripping blades.



4. Close handles completely to operate a sliding action for the blades that removes insulation automatically, resulting in a clean, neatly stripped end.

**CARDED**

## LONG REACH PICK AND HOOK SET

**13920**

- 8 piece set with special tip configurations for numerous applications
- 9½" Overall length
- Each stainless steel pick shaft will not rotate and is permanently staked into the handle
- Use to:
  - Install and remove "O" rings, seals and washers
  - Pierce
  - Retrieve small parts
  - Separate wires
  - Pull small fuses
  - Scribe
  - Align

- Compact design accesses tight areas
- Shafts are knurled and handles are grooved to prevent slippage
- Supplied in a folding pouch with individual pick pockets and a Velcro closure



87360



### LEVER ACTIVATED SINGLE SUCTION CUP

- For windshield removal and replacement
- Use to pull out sheet metal panel dents on doors, fenders and hoods
- Easy to use – Just firmly set the suction cup and squeeze the handles together
- High impact plastic housing
- Suction Cup measures 4<sup>5</sup>/<sub>8</sub>" diameter
- Safety orange for high visibility
- Capacity 80 lbs

87370



### LEVER ACTIVATED DOUBLE SUCTION CUP

- For windshield removal and replacement
- Easy to use – Just firmly set the suction cup and press down on each lever
- High impact plastic housing
- Suction Cups measure 4<sup>5</sup>/<sub>8</sub>" diameter and pivot for better gripping
- Safety orange for high visibility
- Capacity 154 lbs

34020




### 12mm & 16mm COMPRESSION TEST ADAPTER FOR FORD TRITON ENGINES

- Dual threaded male end provides two adapters in one for testing compression at the spark plug ports on Ford Triton Engines:
  - Use the 16mm-1.50 male threads on 3 valve Triton engines 2004 through 2008 5.4L Ford F-150 and 2005 4.6L Ford Mustang
  - The 12mm-1.25 male threads are for use beginning with the model year 2009 Triton 4.6L, 5.4L and 6.8L engines
- Provided with a long reach flexible hose to access recesses & around obstructions
- Screws onto the 14mm-1.25 male thread at the end of the hose adapter for Cat. Nos. 34000 and 34300

90000  
90010  
90020  
90030  
90040  
90050  
90060

### RECIPROCATING AIR SAW BLADES



Use these high quality blades to cut through a variety of metals, fiberglass and plastic. Great for body work and exhaust work. These bi-metal blades contain cobalt for long lasting, shatterproof use. Fits Chicago Pneumatic, CIA, Florida Pneumatic, Ingersoll-Rand, Mac, Sears, Snap-On and any other air saw with dual set screw blade retention. Maximum speed is 10,000 strokes per minute. Always wear goggles when operating any tool. Packed 5 blades per display pouch.



Our new 24 tooth all purpose blade is the most popular pattern for general cutting requirements.

CAT. NO.	BLADE LENGTH	TEETH PER INCH	BLADE TYPE	RECOMMENDED USE
90000	3"	18	Scroll	Fine cutting of material over 1/8" thick
90010	4"	18	All Purpose	General cutting of material over 1/8" thick
90020	3"	24	Scroll	Fine cutting of material over 1/16" - 1/8" thick
90030	3"	32	Scroll	Fine cutting of material 1/16" and thinner
90040	4"	32	All Purpose	General cutting of material 1/16" and thinner
90050	Assortment - Contains one each of the 5 above blades			
90060	4"	24	All Purpose	General cutting of material 1/16" - 1/8" thick

DISPLAY POUCH

## 10 LB. SLIDE HAMMER & PULLERS FOR FRONT WHEEL HUBS AND REAR AXLES

66370

- Heavy duty 10 lb. Slide Hammer on Steel Shaft reduces effort, time and labor to make a tough job easy
- Pullers fit 4, 5 and 6 bolt patterns for use on most domestic and imported cars and light trucks
- Easily removes front wheel hubs and flange type rear axles
- Axle and Hub Pulling Adapter accepts other 5/8"-18 female threaded pulling attachments
- Components include our Cat. Nos.: 66320, Axle & Hub Pulling Adapter; 66330, Rear Axle Pulling Yoke; 66350, Front Wheel Hub Puller; 81001, Slide Hammer; 81002, Slide Shaft and 81007, Hand Grip
- Includes Forcing Screw and Hex Nut



## FRONT WHEEL HUB PULLER FOR SMALL TO MIDSIZE LUG PATTERNS

66350

- Separates the front hub from the axle on front wheel drive cars
- Can be used with any slide hammer having a 5/8"-18 male thread or the included 5/8"-18 x 5 1/2" long Forcing Screw
- Hex Nut makes using with a standard slide hammer easy



## FRONT WHEEL HUB PULLER FOR SMALL TO MIDSIZE LUG PATTERNS & 10 LB. SLIDE HAMMER

66360

- Use to separate the front hub from the axle on front wheel drive cars
- 10 lb. Slide Hammer on steel shaft
- Easy to use - just attach yoke to studs, then slide the hammer against end of shaft
- Vinyl hand grip for positive grip and shock cushioning
- Includes Forcing Screw and Hex Nut
- Slide Hammer specially designed for in-line impact and continued use without fatigue



**Do you have an idea for a new Tool? If so, it would be worth extra money!**

**Write or call our New Products Manager at 800-888-2080.**

# 18960




## QUICK CHANGE RATCHETING TERMINAL CRIMPING KIT

- Quickly and easily change Die Sets with the press of a lever
- Includes 7 Die Sets for the most popular automotive terminal crimping applications
- Crimping Tool has a steel frame with comfortable cushion grips
- Ratcheting action ensures a perfect crimp every time
- Supplied in a durable, plastic molded storage case with carrying handle

Die Set	Application
<b>18921</b>	For insulated terminals 22-10 AWG
<b>18922</b>	For non insulated open barrel connectors 22-10 AWG including Weatherpack terminals
<b>18923</b>	For fully insulated quick disconnect terminals with thinner wire barrels 22-10 AWG
<b>18924</b>	For non insulated terminals 22-8 AWG
<b>18925</b>	For miniature insulated rings, spade and butt splices 26-16 AWG
<b>18928</b>	For RG-6 and RG-59 coaxial cable
<b>18929</b>	For 8mm and 8.5mm spiral core spark plug wire. Strips the insulation, crimps the spiral core to the spark plug terminal and crimps the terminal to the spark plug wire insulation.

**NOTE:** These Die Sets can be used with Cat. Nos. 18920 and 18930, but not with Cat. No. 18900.

# 18937 NEW



## DIE SET FOR SMALL WEATHERPACK TERMINALS

- Two positions for crimping open barrel terminals onto smaller gauge wire
- For 18-30 AWG non insulated open barrel terminals
- This Die Set can be used with Cat. Nos. 18920, 18930 and 18960, but not with Cat. No. 18900

# 18938 NEW



## DIE SET FOR FLAG STYLE TERMINALS

- Excellent for crimping right angle flag style terminals
- For 22-14 AWG insulated flag terminals
- This Die Set can be used with Cat. Nos. 18920, 18930 and 18960, but not with Cat. No. 18900

90S

Ask for our Full Line Catalog Today



**TOOL AID**  
**TOOL AID**<sup>®</sup>  
 PROFESSIONAL AUTOMOTIVE TOOLS  
 S & G TOOL AID CORP.  
 43-53 EAST ALPINE STREET, NEWARK, NJ 07114  
 973-824-7730  
 TOLL FREE 800-888-2080 FAX 973-621-7132  
 www.toolaid.com



DISTRIBUTED BY:

# NEW PRODUCTS CATALOG SUPPLEMENT

## TERMINAL CRIMPER FOR DEUTSCH CLOSED BARREL TERMINALS

**18880**  
**18890**

- Crimps Deutsch closed barrel terminals found on motorcycles, trucks, construction equipment, race cars, agricultural equipment, heavy duty vehicles and other vehicles and equipment subject to excessive vibration
- Easy to use – Just insert terminal and wire, then squeeze handles tightly together to complete the crimp
- Ratcheting action provides perfect crimp
- Steel construction
- Comfortable cushioned grips



CAT. NO.	DESCRIPTION
<b>18880</b>	For use with 14, 16 & 18 gage closed barrel terminals
<b>18890</b>	For use with 20 & 22 gage closed barrel terminals

CARDED

## TIRE INFLATOR WITH DIAL GAGE

**65110**

- Easy to read, dual calibrated scales 0-120 PSI and 0-830 kPa
- 6" Dual head chuck
- Protective rubber boot surrounds dial gage
- Corrosion resistant brass pressure relief valve
- 13" Long hose with 360° swivel
- 1/4" Female NPT inlet



## QUICK CHANGE CHISEL RETAINER FOR IR 121, 132 & 772

**94450**

- Securely holds .401" Parker shank chisels on IR 121, 132 & 772 Air Hammers
- Safe to use, fast to change chisels
- Just pull back collar to install and remove chisel
- Retainer becomes part of tool eliminating need for other retainers



CARDED

**18980**



## QUICK CHANGE RATCHETING TERMINAL CRIMPING KIT WITH 9 DIE SETS

- Includes 9 Die Sets for the most popular automotive terminal crimping applications
- Quickly and easily change Die Sets with the press of a lever
- Crimping Tool has a steel frame with comfortable cushion grips
- Ratcheting action ensures a perfect crimp every time
- Supplied in a durable, plastic molded storage case with carrying handle
- Call out label has application information and instructions

Die Set	Application
18921	For insulated terminals 22-10 AWG
18922	For non insulated open barrel connectors 22-10 AWG including Weatherpack terminals
18923	For fully insulated quick disconnect terminals with thinner wire barrels 22-10 AWG
18924	For non insulated terminals 22-8 AWG
18925	For miniature insulated rings, spade and butt splices 26-16 AWG
18928	For RG-6 and RG-59 coaxial cable
18929	For 8mm and 8.5mm spiral core spark plug wire. Strips the insulation, crimps the spiral core to the spark plug terminal and crimps the terminal to the spark plug wire insulation.
18937	For 30-18 AWG non insulated open barrel terminals
18938	For 22-14 AWG insulated flag terminals

**NOTE:** These Die Sets can be used with Cat. Nos. 18920, 18930 and 18960, but not with Cat. No. 18900.

**35450**



## DIESEL TESTER ADAPTER FOR 6.7L FORD

- Designed for the 2011 and up Ford 6.7L Power Stroke V8 turbocharged diesel engine found in F-Series vehicles
- 6" long hose allows for easy installation and removal around obstructions
- Uses the glow plug hole as the testing port
- 8mm-1.00 thread

Please refer to Pages 14-15 of our Catalog T-2008 for the complete listing of diesel adapters and products.

92S

Ask for our Full Line Catalog Today



**TOOL AID** PROFESSIONAL AUTOMOTIVE TOOLS  
S & G TOOL AID CORP.  
43-53 EAST ALPINE STREET, NEWARK, NJ 07114  
973-824-7730  
TOLL FREE 800-888-2080 FAX 973-621-7132  
www.toolaid.com



DISTRIBUTED BY: